




Quarterly Debt Bulletin



December 31, 2023

Ministry of Finance, Economic Stabilization and
National Policies

Contents

1. Overview	2
2. Summary of Public Debt	3
3. Central Government External Debt	4
3.1. Outstanding of External Debt	4
3.2. Outstanding of Central Government External Debt Stock by Creditor	5
3.3. Outstanding of Central Government External Debt by Creditor Country and Organization ..	7
3.4. Maturity Structures of ISB's and Other External Debt	8
3.5. Composition of External Debt	9
4. Domestic Debt	11
4.1. Summary of Outstanding of Domestic Debt	11
5. Annexures	12
5.1. Details of Outstanding Treasury Guarantees	12
5.2. Details of Outstanding Letter of Comfort	25
5.3. Details of Outstanding Treasury Bills	27
5.4. Details of Outstanding Treasury Bonds	29

Quarterly Debt Bulletin

as of the end of December 2023

Ministry of Finance, Economic
Stabilization and National Policies,

1. Overview

Sri Lanka reached a Staff Level Agreement (SLA) with the International Monetary Fund (IMF) in September, 2022 towards restoring macroeconomic stability and debt sustainability. Successful approval of the Extended Fund Facility (EFF) programme by the IMF has also helped to secure additional foreign financing from International Financial Institutions (IFIs). The IMF program targets restoring the country's fiscal sustainability through a well-calibrated revenue-based fiscal consolidation plan. The Sri Lankan Government has also embarked on an ambitious reform agenda to ensure fiscal consolidation, boost tax revenues, rebuild its foreign reserves, improve economic governance, and strengthen the Central Bank's independence. Subsequently, the IMF Executive Board has approved Sri Lanka's IMF programme under the 48-month Extended Fund Facility (EFF) Arrangement to secure SDR 2.286 billion (about US\$3 billion) on 20th March, 2023. Moreover, the Executive Board of the IMF completed their first review under the EFF Arrangement in December, 2023 and IMF has recognized that Sri Lanka's performance under the programme was satisfactory.

Publishing a public debt bulletin will ensure the Government's commitment to transparency, accountability and free accessibility to information by the international organizations and the general public. Public Debt in Sri Lanka consists of Domestic Debt, External Debt, of which also includes project/programme loans obtained from bilateral and multilateral creditors on concessionary terms as well as commercial borrowings.

This publication depicts the public debt situation in Sri Lanka as of the end December, 2023.

2. Summary of Public Debt

Table 2.1: Summary of Public Debt as at 30th December 2023

Instrument Category	USD million	
	End September 2023*	End December 2023**
Government Debt		
Domestic Debt	51,223.54	52,642.32
LKR Denominated ¹	50,874.13	52,402.32
FX Denominated ²	349.41	240.00
External Debt	36,386.73	37,334.51
Project/Program Loan	21,653.74	22,593.44
Bilateral	10,812.81	10,809.94
Multilateral	10,840.94	11,783.50
Commercial	14,732.99	14,741.08
ISB	12,550.00	12,550.00
Term Financing Facilities	2,182.99	2,191.08
Guaranteed Debt	3,505.89	6,185.28
LKR Denominated	1,797.69	2,008.96
FX Denominated	1,708.20	4,176.32
Total Government Debt	91,116.16	96,162.11

Note

Outstanding amount includes the unpaid principals of affected debt instruments specified in the interim debt standstill policy

** Updated, for the conversion different currencies into USD, the exchange rates as at 27th September 2023 have been used*

*** provisional, for the conversion different currencies into USD, the exchange rates as at 29th December 2023 have been used*

1. *Included the CPC Loan which is expected to pay in LKR*
2. *Include SLDBS + Non project FCBU Loans*

3. Central Government External Debt

3.1. Outstanding of External Debt

Central Government External Debt

Total Central Government external debt as at the end of December, 2023 amounted to USD 37.3 billion. The source-wise composition of external debt is depicted in the following table;

Table 3.1.1: Composition of Central Government External Debt – December 2023

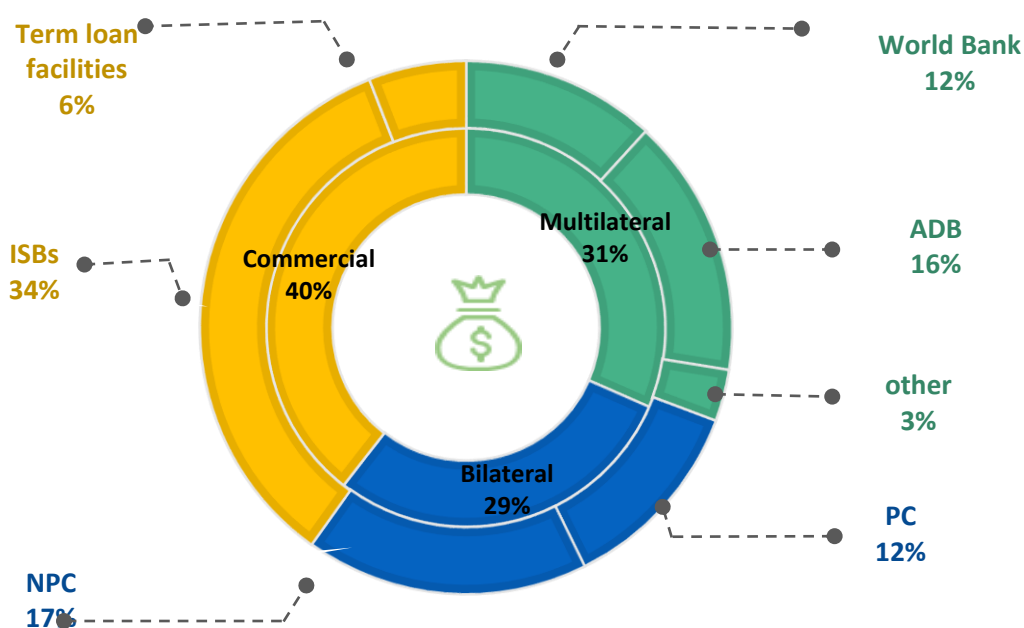
Central Government External Debt (USD million)		37,334
Multilateral		11,783
Bilateral		10,810
PC		4,432
NPC		6,378
Commercial		14,741

Notes

Paris Club (PC)- (Japan, France, Korea, Germany, USA, Spain, Russia, Sweden, Australia, Canada, Austria, UK, Belgium, Denmark, Netherlands)

Non Paris Club- China, India, Saudi Arabia, Kuwait, Hungary, Iran, Pakistan

Figure 3.1.1: Composition of Central Government External Debt – December 2023



Commercial debt represented a significant portion of Central Government external debt which amounted to 40 percent followed by the multilateral debt (31 percent) and bilateral debt (29 percent). About 85 percent of the Commercial category debt consisted of International Bond Issuances (ISBs) and the rest from Term Financing Facilities (Syndicated Loans). The Asian Development Bank and the World Bank were the major multilateral creditors representing over 90 percent of the total multilateral debt. Under Bilateral debt, 59 percent of its debt represented by non-Paris Club countries while about 41 percent from Paris club countries

3.2.Outstanding of Central Government External Debt Stock by Creditor

Table 3.2.1: Creditor-wise Central Government External Debt Stock as of the end December 2023

Creditor	Debt Outstanding (including Unpaid Principal)	Unpaid Principal as of end December 2023
	<i>in USD million</i>	<i>in USD million</i>
Central Government External Debt	37,334.5	4,451.1
Bilateral	10,809.9	1,770.8
<i>AB Svensk Export Credit (Sweden)</i>	34.7	23.1
<i>Agence Francaise De Development (France)</i>	170.6	32.1
<i>ANZ Investment Bank (Australia)</i>	18.1	17.4
<i>Banco Bilbao Vizcaya Argentaria (Spain)</i>	19.3	7.3
<i>Bank Austria Creditanstalt AG</i>	10.8	5.2
<i>BNP Paribas-Belgium</i>	2.5	0.5
<i>Calyon Credit Agricole CIB (France)</i>	200.6	48.7
<i>*China Development Bank</i>	535.2	157.4
<i>Deutsche Bank AG (United Kingdom)</i>	132.4	38.1
<i>**Erste Bank (Austria)</i>	10.6	-
<i>Export Development Bank of Iran</i>	32.9	25.3
<i>Export Finance & Insurance Corporation (Australia)</i>	6.9	2.8
<i>EXIM - China</i>	4,012.7	676.6
<i>EXIM - Hungary</i>	48.4	6.3
<i>EXIM - India</i>	871.0	131.9
<i>EXIM - US</i>	40.1	11.4
<i>Fortis Bank NV/Fortis Banque SA(Belgium)</i>	2.0	2.0
<i>Government of Canada</i>	18.6	4.2
<i>Government of China</i>	14.1	1.7
<i>Government of France</i>	64.5	9.8
<i>Government of Germany</i>	204.4	35.0

<i>Government of Japan</i>	2,524.3	251.2
<i>Government of Korea</i>	308.3	26.1
<i>Government of Kuwait</i>	95.4	15.5
<i>*Government of Pakistan</i>	2.1	6.1
<i>Government of Russia</i>	35.4	35.4
<i>Government of Spain</i>	82.2	2.7
<i>Government of USA</i>	84.9	33.5
<i>HSBC (With Guarantee of EKF Denmark)</i>	33.5	9.2
<i>HSBC (UK)</i>	53.6	19.5
<i>HSBC (HongKong- China)</i>	123.1	15.8
<i>*ING Bank (Netherlands)</i>	43.7	4.4
<i>KBC Bank of Belgium</i>	5.6	3.8
<i>Rabobank (Co-op Centrale Raiffeisen)(Netherlands)</i>	224.0	67.0
<i>Raiffesen Zentral Bank (Austria)</i>	37.2	2.0
<i>Saudi Fund For Arab Economic Development</i>	148.0	21.6
<i>Standard Chartered Bank(UK)</i>	5.0	4.3
<i>State Bank of India</i>	495.4	8.6
<i>The Riggs National Bank (Washington DC)</i>	7.5	2.5
<i>UniCredit Bank (Austria)</i>	50.3	4.9
Multilateral	10,783.5	-
<i>Asian Development Bank (ADB)</i>	6,231.1	-
<i>Asian Infrastructure Investment Bank (AIIB)</i>	91.7	-
<i>European Investment Bank (EIB)</i>	93.2	-
<i>International Fund for Agricultural Development (IFAD)</i>	166.1	-
<i>International Monetary Fund</i>	681.6	-
<i>Nordic Development Fund (NDF)</i>	14.9	-
<i>OPEC fund for International Development (OFID)</i>	125.7	-
<i>World Bank</i>	4,379.2	-
Commercial	14,741.1	2,680.3
<i>International Sovereign Bond Issuances</i>	12,550	2,250.0
<i>Term Financing Facilities - China Development Bank</i>	2,191.1	430.3
Total	37,334.5	4,451.1

Source: Department of External Resources

Note: * To be reconciled with lender

** Repayments not yet started

3.3.Outstanding of Central Government External Debt by Creditor Countries and Organizations

Table 3.3.1: Country-wise bilateral and other Central Government External Debt Stock as of the end December 2023

Type of debt	Debt Outstanding (including unpaid Principal) <i>in USD million</i>	Unpaid Principal as of end December 2023 <i>in USD million</i>
Central Government Debt	37,334.5	4,451.1
Multilateral	11,783.5	-
<i>ADB</i>	6,231.1	-
<i>World Bank</i>	4,379.2	-
<i>IMF</i>	681.6	-
<i>IFAD</i>	166.1	-
<i>OFID</i>	125.7	-
<i>EIB</i>	93.2	-
<i>AIIB</i>	91.7	-
<i>NDF</i>	14.9	-
Bilateral	10,809.9	1,770.8
PC	4,431.7	704.0
<i>Japan</i>	2,524.3	251.2
<i>France</i>	435.7	90.6
<i>Korea</i>	308.3	26.1
<i>Netherlands</i>	267.7	71.4
<i>Germany</i>	204.4	35.0
<i>UK</i>	191.0	61.9
<i>USA</i>	132.5	47.4
<i>Austria</i>	108.9	12.2
<i>Spain</i>	101.6	10.0
<i>Russia</i>	35.4	35.4
<i>Sweden</i>	34.7	23.1
<i>Denmark</i>	33.5	9.2
<i>Australia</i>	25.0	20.1
<i>Canada</i>	18.6	4.2
<i>Belgium</i>	10.1	6.3
NPC	6,378.3	1,066.8
<i>*China</i>	4,685.1	851.4
<i>India</i>	1,366.4	140.5
<i>Saudi Arabia</i>	148.0	21.6
<i>Kuwait</i>	95.4	15.5
<i>Hungary</i>	48.4	6.3
<i>Iran</i>	32.9	25.3
<i>*Pakistan</i>	2.1	6.1
Commercial	14,741.1	2,680.3
<i>ISBs</i>	12,550.0	2,250.0
<i>Term loan facilities - CDB</i>	2,191.1	430.3

Source: Department of External Resources

*To be reconciled with lender

3.4.Maturity Structures of ISB’s and Other External Debt

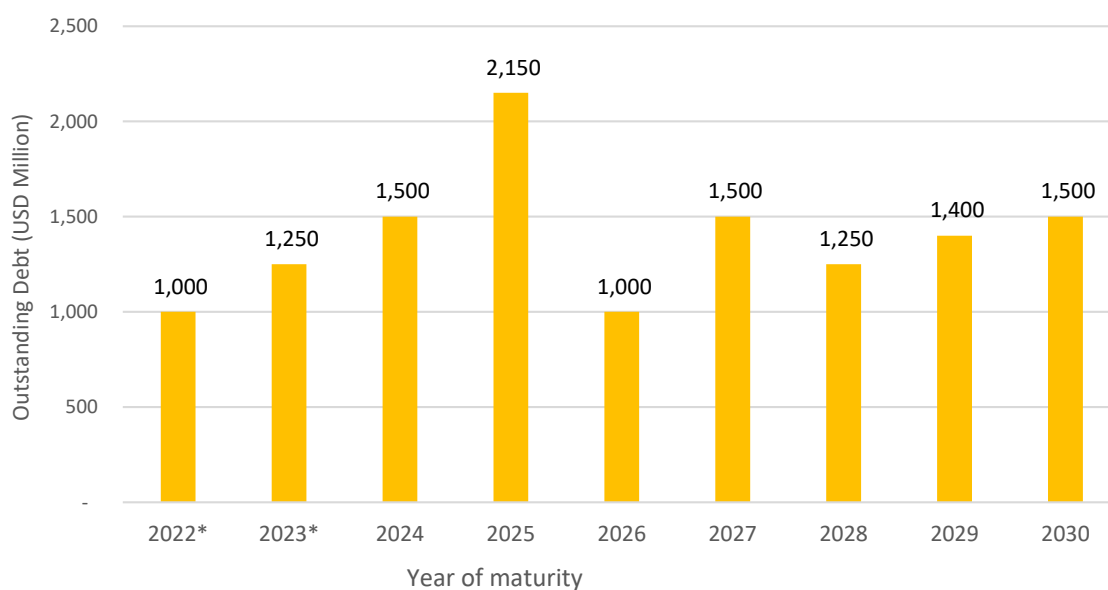
Table 3.4.1: Maturity Structure of ISBs

Date of Issuance (DD/MM/YYYY)	Amount (USD million)	Interest Rate (%) (Annual)	Tenure (Years)	Maturity Date (DD/MM/YYYY)
*25/07/2012	1,000	5.88	10	25/07/2022
03/06/2015	650	6.13	10	03/06/2025
03/11/2015	1,500	6.85	10	03/11/2025
18/07/2016	1,000	6.83	10	18/07/2026
11/05/2017	1,500	6.20	10	11/05/2027
*18/04/2018	1,250	5.75	5	18/04/2023
18/04/2018	1,250	6.75	10	18/04/2028
14/03/2019	1,000	6.85	5	14/03/2024
14/03/2019	1,400	7.85	10	14/03/2029
28/06/2019	500	6.35	5	28/06/2024
28/06/2019	1,500	7.55	10.7	28/03/2030

Source: Department of External Resources

* Not paid due to the debt standstill policy

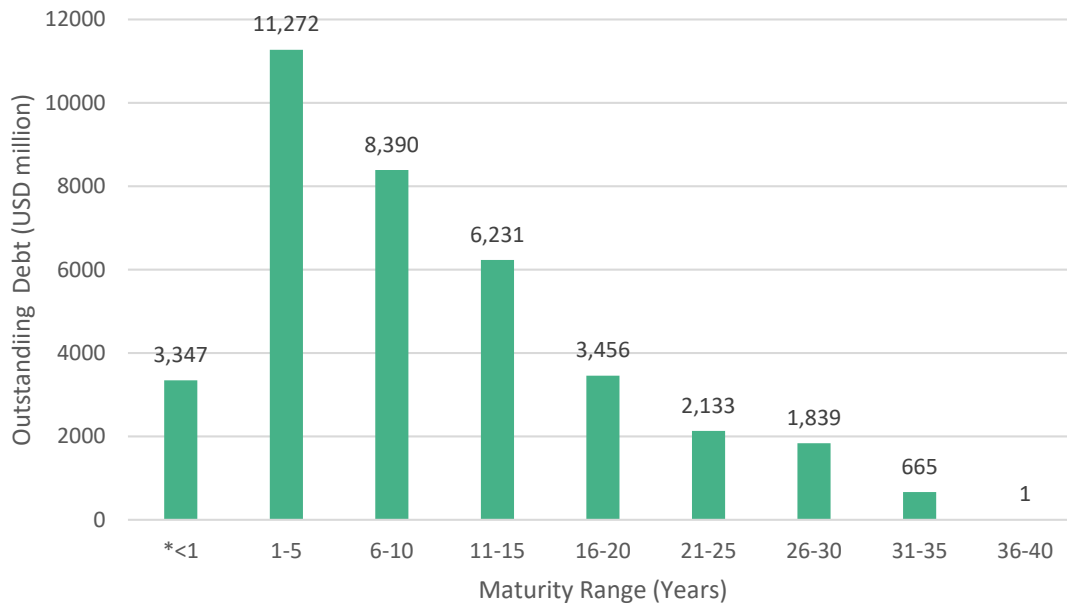
Figure3.4.1: Maturity Structure of ISBs



Source: Department of External Resources

* Not paid due to the debt standstill policy

Figure 3.4.2: Remaining Maturity of Foreign Loans as at the end of December, 2023



Source: Department of External Resources

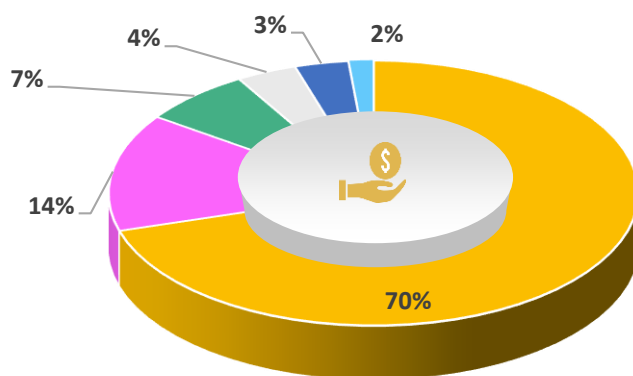
Notes:

Includes ISB

*Includes debt standstill loans that were to be matured from April 2022 to December 2023

3.5. Composition of External Debt

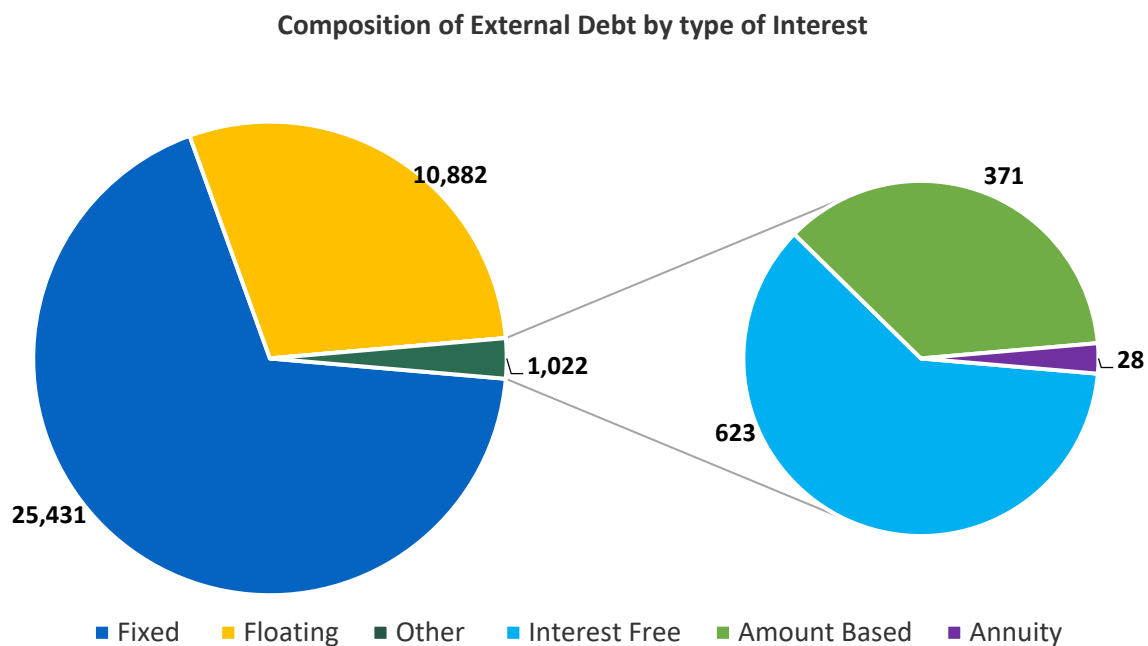
Figure 3.5.1: Composition of External Debt by Currency



■ US Dollars
 ■ Special Drawing Rights (SDR)
 ■ Yen
 ■ Yuan Renminbi
 ■ Euro
 ■ Other

Source: Department of External Resources

Figure 3.5.2: Composition of Central Government External Debt by type of Interest (USD million)



Source: Department of External Resources

29% of the central government external debt consist of the instruments obtained in Floating interest rates, whereas, 68% in fixed interest rate.

4. Domestic Debt

4.1. Summary of Outstanding of Domestic Debt

Table 4.1.1: Domestic Debt

Source	Outstanding Debt (in US\$)	
	30-09-2023*	31-12-2023**
Treasury Bills	11,591,991,069	12,634,021,696
Treasury Bonds	36,622,809,096	37,182,750,450
Rupee Loans	-	-
Sri Lanka Development Bonds	23,462,391.00	-
Local Loans in Foreign Currency - FCBU	325,943,611.11	240,000,000.00
Suhurupaya Loan Account of Ministry of Defence	12,274,508	12,294,383
Retirement Gratuity Loan Account	141,383,213	138,470,645
Advance from the CBSL Monetary Law Act	-	-
Government Guaranteed Ceylon Petroleum Corporation Loan	2,434,781,159	2,434,781,159
Total	51,223,534,725	52,642,318,333

Note

Foreign Currency Banking Unit -**Project** loans not included
 *For conversion different currencies into USD, the exchange rates as at 29th December 2023 (323.9233) applied

5. Annexures

5.1. Details of Outstanding Treasury Guarantees

Table 5.1.1: The Outstanding List of Treasury Guarantees Issued by the General Treasury up to 31.12.2023

S.No	Name of the Institution	Name of the Bank or Institution	Value of the Treasury Guarantees				Date of Issue	Date of Expiry	Outstanding Amount - Capital as at 31.12.2023			
			US\$ Mn.	Euro Mn.	J.Yen Mn.	Rs. Mn.			US\$ Mn.	Euro Mn.	J.Yen Mn.	Rs. Mn.
1	Urban Development Authority	National Savings Bank				2,770.00	6-Nov-09	5-Nov-24				212.00
2	Road Development Authority	Commercial Bank				829.25	1-Sep-11	31-Mar-30				829.25
3	General Sir John Kotelawala Defence University	Bank of Ceylon				85.00	29-Aug-11	31-Dec-26				17.43
4	Road Development Authority	People's Bank				1,291.08	14-Mar-12	20-Apr-30				1,291.08
5	Road Development Authority	People's Bank				785.39	21-Mar-12	28-Apr-30				785.39
6	Road Development Authority	People's Bank				4,647.57	21-Mar-12	02-May-30				4,647.60
7	Road Development Authority	People's Bank				1,656.01	21-Mar-12	02-May-30				1,656.01
8	Road Development Authority	Commercial Bank				840.62	15-Nov-12	31-Mar-30				840.62
9	Road Development Authority	Commercial Bank				873.27	26-Dec-12	31-Mar-30				873.27
10	Road Development Authority	Hatton National Bank				1,386.37	28-Dec-12	01-Apr-32				1,386.37
11	Road Development Authority	DFCC Bank				367.32	31-Dec-12	31-Mar-30				367.32
12	Road Development Authority	Hatton National Bank				2,283.87	14-May-13	01-Apr-32				2,283.87
13	General Sir John Kotelawala Defence University	Bank of Ceylon				750.00	7-Jun-13	30-Jun-28				120.66
14	Road Development Authority	Hatton National Bank				1,301.55	11-Jul-13	01-Apr-34				1,301.55

15	Road Development Authority	Hatton National Bank				1,323.38	11-Jul-13	01-Apr-34				1,323.38
16	Road Development Authority	Hatton National Bank				734.21	5-Aug-13	01-Apr-34				734.21
17	Road Development Authority	Hatton National Bank				1,769.27	5-Aug-13	01-Apr-34				1,769.27
18	Road Development Authority	Hatton National Bank				1,147.84	30-Aug-13	01-Apr-34				1,147.84
19	Road Development Authority	Hatton National Bank				838.28	28-Nov-13	01-Apr-34				838.28
20	Road Development Authority	Hatton National Bank				1,018.01	28-Nov-13	01-Apr-34				1,018.01
21	Road Development Authority	Hatton National Bank				357.14	28-Nov-13	01-Apr-34				357.14
22	Road Development Authority	Hatton National Bank				4,786.43	28-Nov-13	01-Apr-34				4,786.43
23	Road Development Authority	Hatton National Bank				1,292.84	28-Nov-13	01-Apr-34				1,292.84
24	National School of Business Management Limited	Bank of Ceylon				8,600.00	18-Dec-13	31-Dec-28				6,515.00
25	Road Development Authority	DFCC Bank				529.19	27-Dec-13	31-Mar-32				529.19
26	Road Development Authority	Hatton National Bank				1,492.31	27-Dec-13	01-Apr-34				1,492.31
27	Road Development Authority	National Development Bank PLC				4,282.29	11-Feb-14	01-Apr-34				4,282.92
28	Road Development Authority	National Development Bank PLC				560.41	13-Feb-14	01-Apr-34				560.41
29	Road Development Authority	National Development Bank PLC				693.93	14-Mar-14	01-Apr-34				693.93
30	Road Development Authority	National Development Bank PLC				376.74	25-Mar-14	01-Apr-34				376.74
31	Road Development Authority	Hatton National Bank				401.65	25-Mar-14	01-Apr-34				401.65
32	Road Development Authority	Commercial Bank				544.11	3-Apr-14	31-Mar-34				544.11
33	Road Development Authority	Commercial Bank				1,668.68	15-Jul-14	31-Mar-34				1,668.68
34	Road Development Authority	National Development Bank PLC				385.83	26-Aug-14	01-Apr-34				385.83

35	Road Development Authority	People's Bank	44.71			-	22-Sep-14	30-Sep-27	15.46			
36	Sri Lanka Land Reclamation & Development Corporation	National Savings Bank				2,000.00	26-Sep-14	31-Oct-28				1,334.30
37	Sri Lanka Land Reclamation & Development Corporation	National Savings Bank				1,500.00	13-Jul-15	31-Oct-28				
38	National Water Supply & Drainage Board	Bank of Ceylon				1,148.06	12-Nov-14	31-May-29				931.24
39	National Water Supply & Drainage Board	Bank of Ceylon				2,792.07	14-Nov-14	30-Nov-29				2,386.42
40	National Water Supply & Drainage Board	National Development Bank PLC				2,800.00	9-Dec-14	31-Dec-29				1,898.91
41	National Water Supply & Drainage Board	DFCC Bank				2,900.00	30-Dec-14	31-Dec-29				1,966.71
42	National Water Supply & Drainage Board	Bank of Ceylon				3,041.00	30-Dec-14	30-Jun-29				3,678.12
43	National Water Supply & Drainage Board	Bank of Ceylon				1,870.50	31-May-16	30-Jun-29				
44	Airport & Aviation Services (Sri Lanka) Limited	Japan International Cooperation Agency (JICA)		28969		-	28-Mar-12	28-Mar-52			16,020.90	
45	National Water Supply & Drainage Board	Bank of Ceylon				1,500.00	28-Jul-14	31-Jan-30				2,146.05
46	National Water Supply & Drainage Board	Bank of Ceylon				1,500.00	3-Jun-16	31-Jan-30				
47	National Water Supply & Drainage Board	Bank of Ceylon				3,014.83	29-Sep-15	30-Mar-30				5,991.69
48	National Water Supply & Drainage Board	Bank of Ceylon				3,936.67	24-May-16	31-Mar-30				
49	National Water Supply & Drainage Board	Bank of Ceylon				1,141.36	7-Oct-19	31-Mar-30				
50	National Water Supply & Drainage Board	National Development Bank PLC				1,074.13	29-Sep-15	31-Dec-30				1,397.68
51	National Water Supply & Drainage Board	National Development Bank PLC				2,506.30	21-Feb-19	31-Dec-30				
52	National Water Supply & Drainage Board	Bank of Ceylon				1,015.00	28-Jan-16	30-Jul-30				1,167.33
53	National Water Supply & Drainage Board	Bank of Ceylon				485.03	22-Jan-21	30-Jul-30				

54	National Water Supply & Drainage Board	Bank of Ceylon				2,890.00	4-Mar-16	15-Sep-30				2,594.03
55	National Water Supply & Drainage Board	Bank of Ceylon				847.66	29-Jan-21	15-Sep-30				
56	National Water Supply & Drainage Board	Bank of Ceylon				948.00	4-Mar-16	15-Sep-30				894.43
57	National Water Supply & Drainage Board	Bank of Ceylon				33.00	16-Nov-20	15-Sep-30				
58	Telecommunications Regulatory Commission of Sri Lanka	Exim Bank of China	88.66			-	18-May-13	31-Jul-26	14.07			
59	Airport & Aviation Services (Sri Lanka) Limited	Japan International Cooperation Agency (JICA)		45,428.00		-	9-May-16	9-May-56				
60	National Water Supply & Drainage Board	Bank of Ceylon				300.00	28-Jul-16	31-Jan-31				250.52
61	National Water Supply & Drainage Board	Bank of Ceylon				454.79	21-Feb-19	31-Jan-31				
62	National Water Supply & Drainage Board	People's Bank				397.00	29-Jul-16	31-Jul-31				244.82
63	National Water Supply & Drainage Board	People's Bank				603.00	21-Feb-19	31-Jul-31				
64	National Water Supply & Drainage Board	DFCC Bank				937.87	9-Aug-16	11-Jul-31				2,330.75
65	National Water Supply & Drainage Board	DFCC Bank				1,358.98	6-Nov-17	11-Jul-31				
66	National Water Supply & Drainage Board	DFCC Bank				829.40	4-Jan-19	11-Jul-31				
67	National Water Supply & Drainage Board	Bank of Ceylon	29.10			-	31-Aug-16	28-Feb-31				4,154.79
68	National Water Supply & Drainage Board	Bank of Ceylon	16.20			-	31-Aug-16	28-Feb-31				2,172.94
69	National Water Supply & Drainage Board	Exim Bank of India	164.90			-	28-Sep-16	28-Sep-31	91.57			
70	National Water Supply & Drainage Board	Exim Bank of India	91.80			-	28-Sep-16	28-Sep-31	60.81			

71	National Water Supply & Drainage Board	China Development Bank	48.77			-	9-Sep-16	20-Mar-32	150.08				
72	National Water Supply & Drainage Board	Bank of Ceylon	34.43			-	28-Nov-16	28-Nov-31				4,911.54	
73	National Water Supply & Drainage Board	Hatton National Bank		23.417364		-	9-Dec-16	14-Dec-30				2,695.60	
74	National Water Supply & Drainage Board	People's Bank				560.97	13-Feb-17	13-Feb-32				404.29	
75	Airport & Aviation Services (Sri Lanka) Limited	Hongkong & Shanghai Banking Co.Ltd.	44.14			-	1-Mar-17	1-Mar-32	29.50				
76	National Water Supply & Drainage Board	National Development Bank PLC				4,500.00	25-Jul-17	26-Jul-35				13,611.51	
77	National Water Supply & Drainage Board	National Development Bank PLC				6,500.00	18-Feb-19	26-Jul-35					
78	National Water Supply & Drainage Board	National Development Bank PLC				4,000.00	16-Feb-21	26-Jul-35					
79	National Water Supply & Drainage Board	Bank of Ceylon	9.67			-	19-Oct-17	23-Oct-32				1,485.50	
80	National Water Supply & Drainage Board	Bank of Ceylon	18.10			-	19-Oct-17	23-Oct-32				2,915.96	
81	National Water Supply & Drainage Board	China Development Bank	13.70			-	21-Aug-17	21-Aug-42	40.41				
82	Road Development Authority	Sampath Bank				14,500.00	20-Dec-17	31-Dec-32				11,863.64	
83	Ceylon Electricity Board	Asian Development Bank	90.00			-	29-Jun-17	15-May-41	57.34				
84	Ceylon Electricity Board	Asian Development Bank	150.00			-	10-Jul-17	15-Nov-41	115.62				
85	Road Development Authority	Bank of Ceylon				1,387.00	24-Jan-18	31-Jan-33				838.77	
86	National Water Supply & Drainage Board	UniCredit Bank Austria AG		50.6		-	28-Sep-18	31-Aug-29		40.80			
87	National Water Supply & Drainage Board	People's Bank		7.6247677		-	6-Apr-18	10-Apr-33				1,084.00	
88	State Development and Construction Corporation	Bank of Ceylon				1,126.81	17-Sep-18	15-Aug-33				990.60	

89	State Engineering Corporation	Bank of Ceylon				1,280.26	30-Jun-18	30-Jun-33				1,999.99	
90	State Engineering Corporation	Bank of Ceylon				719.74	22-Oct-18	30-Jun-33					
91	Ceylon Electricity Board	Asian Development Bank	160.00			-	22-Nov-17	15-Sep-37	133.96				
92	National Water Supply & Drainage Board	People's Bank				128.32	13-Jul-18	31-Jul-33				34.57	
93	State Engineering Corporation	Bank of Ceylon				300.00	6-Aug-18	8-Aug-28				300.00	
94	Road Development Authority	Bank of Ceylon				10,000.00	13-Aug-18	15-Aug-33				20,952.38	
95	Road Development Authority	Bank of Ceylon				5,766.52	3-Sep-18	15-Aug-33					
96	Road Development Authority	Bank of Ceylon				4,150.00	11-Sep-18	15-Aug-33					
97	Road Development Authority	Bank of Ceylon				1,854.99	17-Sep-18	15-Aug-33					
98	Road Development Authority	Bank of Ceylon				228.49	9-Apr-19	15-Aug-33					
99	Ceylon Petroleum Corporation	People's Bank	7.73			-	31-Aug-18	15-Sep-31	6.18				
100	Ceylon Shipping Corporation Ltd	People's Bank	71.91			-	7-Sep-18	03-Jun-34	50.99				
101	National Water Supply & Drainage Board	Bank of Ceylon				382.24	25-Sep-18	15-Sep-33				382.24	
102	Building Materials Corporation Ltd	Bank of Ceylon				500.00	22-Oct-18	19-Oct-33				500.00	
103	Road Development Authority	Bank of Ceylon				5,000.00	12-Dec-18	20-Dec-33				8,217.39	
104	Road Development Authority	Bank of Ceylon				4,000.00	28-Dec-18	20-Dec-33					
105	National Water Supply & Drainage Board	ING Bank, NV of Netherlands		12.2934		-	12-Dec-18	4-Jul-23		3.86			
106	National Water Supply & Drainage Board	ING Bank, NV of Netherlands		70.66		-	12-Dec-18	3-Oct-33		67.46			

107	Road Development Authority	DFCC Bank				5,000.00	14-Feb-19	12-Mar-34				4,565.22
108	Airport & Aviation Services (Sri Lanka) Limited	Hatton National Bank				4,000.00	22-Mar-19	21-Mar-34				4,000.00
109	Road Development Authority	Bank of Ceylon				10,000.00	4-Apr-19	15-Apr-34				21,874.99
110	Road Development Authority	Bank of Ceylon				5,000.00	7-May-19	15-Apr-34				
111	Road Development Authority	Bank of Ceylon				5,000.00	6-Jun-19	15-Apr-34				
112	Road Development Authority	Bank of Ceylon				5,000.00	21-Jun-19	15-Apr-34				
113	Ceylon Petroleum Corporation	China National Chemical Engineering No.14 Construction Co. Ltd	43.78			-	26-Jun-19	31-Jan-31	26.30			
114	Sri Lankan Airlines Limited	DB Trustees (Hong Kong) Limited	175.00			-	26-Jun-19	25-Jun-24	175.00			
115	Ceylon Electricity Board	Industrial And Commercial Bank of China Limited	41.97			-	2-Jul-19	23-Apr-26	26.53			
116	National Water Supply & Drainage Board	National Savings Bank				15,000.00	30-Jun-20	15-Jul-35				14,375.00
117	National Water Supply & Drainage Board	Bank of Ceylon				2,500.00	9-Jul-20	15-Jul-35				5,041.77
118	National Water Supply & Drainage Board	Bank of Ceylon				3,351.94	25-Aug-20	15-Jul-35				
119	General Sir John Kotelawala Defence University	National Savings Bank	44.00			26,907.85	23-Jul-20	17-Sep-33				33,377.22
120	National Water Supply & Drainage Board	People's Bank				2,874.69	31-Jul-20	15-Aug-35				1,767.37

121	National Paper Corporation	People's Bank				40.00	22-Oct-20	31-Dec-25				18.46
122	Road Development Authority	National Savings Bank				10,000.00	22-Oct-20	30-Jun-35				9,583.33
123	Ceylon Electricity Board	National Savings Bank				5,000.00	26-Nov-20	15-Dec-28				5,000.00
124	National Water Supply & Drainage Board	National Savings Bank				15,000.00	9-Dec-20	15-Dec-35				14,375.00
125	Road Development Authority	People's Bank				10,000.00	30-Dec-20	31-Dec-35				10,000.00
126	Road Development Authority	National Savings Bank				1,600.33	30-Dec-20	01-Apr-32				1,600.33
127	Road Development Authority	National Savings Bank				891.41	30-Dec-20	01-Apr-32				891.41
128	Road Development Authority	National Savings Bank				1,541.38	30-Dec-20	01-Apr-34				1,541.38
129	Road Development Authority	National Savings Bank				325.86	30-Dec-20	01-Apr-32				325.86
130	Road Development Authority	National Savings Bank				1,178.22	30-Dec-20	01-Apr-34				1,178.22
131	Road Development Authority	National Savings Bank				1,510.58	30-Dec-20	01-Apr-32				1,510.58
132	Road Development Authority	National Savings Bank				2,538.76	30-Dec-20	01-Apr-34				2,538.76
133	Road Development Authority	National Savings Bank				1,214.30	30-Dec-20	01-Apr-34				1,214.30
134	Road Development Authority	National Savings Bank				1,062.50	30-Dec-20	01-Apr-32				1,062.50
135	Road Development Authority	National Savings Bank				1,196.73	30-Dec-20	01-Apr-34				1,196.73
136	Road Development Authority	National Savings Bank				2,556.02	30-Dec-20	01-Apr-34				2,556.02
137	Road Development Authority	National Savings Bank				2,935.67	30-Dec-20	01-Apr-34				2,935.67
138	Road Development Authority	National Savings Bank				5,217.03	30-Dec-20	01-Apr-34				5,217.03

139	Road Development Authority	National Savings Bank				1,350.00	30-Dec-20	01-Apr-34				1,350.00
140	Road Development Authority	National Savings Bank				2,397.94	30-Dec-20	01-Apr-34				2,397.94
141	Road Development Authority	National Savings Bank				677.25	30-Dec-20	01-Apr-34				677.25
142	Road Development Authority	National Savings Bank				1,113.19	30-Dec-20	01-Apr-34				1,113.19
143	Road Development Authority	National Savings Bank				947.84	30-Dec-20	01-Apr-34				947.84
144	Road Development Authority	National Savings Bank				713.50	30-Dec-20	01-Apr-35				713.50
145	Road Development Authority	National Savings Bank				1,279.16	30-Dec-20	01-Apr-35				1,279.16
146	Road Development Authority	National Savings Bank				1,718.35	30-Dec-20	01-Apr-35				1,718.35
147	Road Development Authority	National Savings Bank				1,451.49	30-Dec-20	01-Apr-35				1,451.49
148	Road Development Authority	National Savings Bank				319.76	30-Dec-20	01-Apr-35				319.76
149	Road Development Authority	National Savings Bank				1,059.03	30-Dec-20	01-Apr-34				1,059.03
150	Road Development Authority	National Savings Bank				787.27	30-Dec-20	01-Apr-34				787.27
151	Road Development Authority	National Savings Bank				1,229.27	30-Dec-20	1-Apr-35				1,229.27
152	Road Development Authority	National Savings Bank				744.83	30-Dec-20	1-Apr-34				744.83
153	Road Development Authority	National Savings Bank				1,108.00	30-Dec-20	1-Apr-35				1,108.00
154	Road Development Authority	National Savings Bank				11,200.00	30-Dec-20	01-Apr-35				11,200.00
155	Road Development Authority	National Savings Bank				7,500.00	30-Dec-20	1-Apr-35				7,500.00
156	Road Development Authority	Bank of Ceylon				10,000.00	29-Jan-21	1-Jan-36				10,000.00
157	National Water Supply & Drainage Board	Commercial Bank				968.36	20-Jan-21	15-Jul-29				685.89
158	National Water Supply & Drainage Board	Hatton National Bank				6,046.03	11-Feb-21	1-Jul-31				5,091.40

159	National Water Supply & Drainage Board	Hatton National Bank				1,471.36	11-Feb-21	01-Jan-31				1,226.13
160	National Water Supply & Drainage Board	National Savings Bank				710.61	16-Feb-21	31-May-29				521.11
161	Road Development Authority	National Savings Bank				5,000.00	19-Feb-21	20-Feb-36				10,000.00
162	Road Development Authority	National Savings Bank				5,000.00	15-Mar-21	20-Feb-36				
163	Ceylon Electricity Board	People's Bank				6,500.00	3-Mar-21	26-Jun-29				5,444.76
164	Bank of Ceylon & People's Bank	Asian Infrastructure Investment Bank (AIIB)	180.00			-	21-Mar-21	21-Mar-27	160.00			
165	Road Development Authority	Bank of Ceylon				10,000.00	9-Jun-21	10-Jun-36				10,000.00
166	National Paper Corporation	People's Bank				100.00	25-Jun-21	30-Jun-26				57.41
167	Road Development Authority	National Savings Bank				3,250.00	15-Jul-21	15-Jul-36				3,250.00
168	Road Development Authority	National Savings Bank				10,000.00	29-Jul-21	30-Jul-36				10,000.00
169	Northsea Limited	Sri Lanka Savings Bank				60.00	22-Sep-21	15-May-26				58.93
170	Ceylon Fisheries Corporation	Bank of Ceylon				50.00	28-Sep-21	31-Mar-22				8.62
171	Road Development Authority	National Savings Bank				10,000.00	13-Oct-21	11-Oct-36				10,000.00
172	Road Development Authority	Bank of Ceylon				12,950.38	1-Nov-21	1-Nov-36				360.67
173	Road Development Authority	National Savings Bank				11,800.00	9-Nov-21	11-Oct-36				11,800.00
174	Road Development Authority	Bank of Ceylon				11,000.00	12-Nov-21	25-Jun-35				11,000.00
175	Road Development Authority	Bank of Ceylon				14,000.00	12-Nov-21	14-Jul-35				14,000.00
176	Road Development Authority	People's Bank				17,000.00	12-Nov-21	15-Jul-35				25,000.00
177	Road Development Authority	People's Bank				8,000.00	12-Nov-21	25-Aug-35				

178	Janatha Estates Development Board	Bank of Ceylon				200.00	25-Nov-21	2-Dec-26				144.22
179	Techno Park Development Company Private Limited	National Savings Bank				750.00	30-Nov-21	29-Nov-26				750.00
180	National Water Supply & Drainage Board	National Savings Bank				2,000.00	2-Dec-21	31-May-36				1,920.00
181	Ceylon Fisheries Corporation	Bank of Ceylon				100.00	3-Dec-21	15-Aug-22				150.00
182	Ceylon Fisheries Corporation	Bank of Ceylon				100.00	29-Dec-21	15-Oct-22				
183	Northsea Limited	Bank of Ceylon				8.63	4-Jan-22	31-Dec-22				8.63
184	Road Development Authority	Bank of Ceylon				1,784.36	10-Jan-22	31-Mar-30				1,433.67
185	Road Development Authority	Bank of Ceylon				2,063.00	10-Jan-22	31-Mar-30				1,604.17
186	Road Development Authority	Bank of Ceylon				2,007.64	10-Jan-22	31-Mar-30				1,565.50
187	Road Development Authority	Bank of Ceylon				315.56	10-Jan-22	31-Mar-34				1,378.00
188	Road Development Authority	Bank of Ceylon				1,413.16	10-Jan-22	31-Mar-32				
189	Road Development Authority	Bank of Ceylon				354.58	10-Jan-22	31-Mar-32				1,473.59
190	Road Development Authority	Bank of Ceylon				1,494.31	10-Jan-22	31-Mar-32				
191	Road Development Authority	Bank of Ceylon				670.75	10-Jan-22	31-Mar-32				3,061.52
192	Road Development Authority	Bank of Ceylon				3,139.25	10-Jan-22	31-Mar-32				
193	Road Development Authority	Bank of Ceylon				385.64	10-Jan-22	31-Mar-32				1,599.96
194	Road Development Authority	Bank of Ceylon				1,636.31	10-Jan-22	31-Mar-32				
195	Road Development Authority	Bank of Ceylon				299.25	10-Jan-22	31-Mar-32				1,330.00
196	Road Development Authority	Bank of Ceylon				1,363.75	10-Jan-22	31-Mar-32				
197	Road Development Authority	Bank of Ceylon				3,330.95	10-Jan-22	31-Mar-32				2,716.93

198	Road Development Authority	Bank of Ceylon				2,173.92	10-Jan-22	31-Mar-32				1,761.35
199	Road Development Authority	Bank of Ceylon				1,253.93	10-Jan-22	31-Mar-34				987.57
200	Road Development Authority	Bank of Ceylon				2,249.99	10-Jan-22	31-Mar-34				1,707.99
201	Road Development Authority	Bank of Ceylon				1,894.95	10-Jan-22	31-Mar-34				1,671.12
202	Road Development Authority	Bank of Ceylon				2,123.65	10-Jan-22	31-Mar-35				1,884.57
203	Road Development Authority	Bank of Ceylon				242.54	10-Jan-22	31-May-35				1,045.18
204	Road Development Authority	Bank of Ceylon				1,567.46	10-Jan-22	31-May-35				
205	Techno Park Development Company Private Limited	People's Bank				750.00	29-Mar-22	28-Feb-29				750.00
206	Northsea Limited	Bank of Ceylon				30.00	30-May-22	20-May-24				28.78
207	Regional Development Bank	Asian Development Bank	50.00			-	14-Jun-19	30-Nov-31	50.00			
208	Ceylon Electricity Board	Hatton National Bank	12.30			-	15-Jul-13	-	2.89			
209	Litro Gas Lanka Limited	Bank of Ceylon				8,000.00	8-Sep-22	31-Dec-23				
210	State Printing Corporation	People's Bank				1,165.00	27-Sep-22	15-Sep-24				133.24
211	National Water Supply & Drainage Board	China Development Bank	102.54			-	4-Oct-17		35.64			
212	Sri Lankan Airlines Limited	People's Bank				1,351.90	14-Nov-22	11-Nov-23				1,351.89
213	Sri Lankan Airlines Limited	People's Bank	5.38			-	14-Nov-22	11-Nov-23	5.38			
214	Sri Lanka State Plantation Corporation	People's Bank				100.00	4-Jan-23	15-Oct-23				79.31
215	Ceylon Electricity Board	Bank of Ceylon				4,780.00	30-Jan-23	28-Feb-24				4,580.00
216	Ceylon Petroleum Corporation	Bank of Ceylon				100,000.00	20-Mar-23	31-Dec-23				91,737.88

217	Ceylon Electricity Board	People's Bank				9,133.33	27-Apr-23	7-Apr-24				9,058.33
218	Sri Lankan Airlines Limited	People's Bank	7.50			-	27-May-23	7-May-24				1,387.50
219	Sri Lankan Airlines Limited	Bank of Ceylon	5.00				27-May-23	15-May-24	5.00			
220	Sri Lanka Rupavahini Corporation	Bank of Ceylon				200.00	10-Jun-20	15-May-26				83.04
221	State Engineering Corporation	Bank of Ceylon				100.00	30-Mar-22	15-May-24				100.00
222	Sri Lanka Insurance Corporation	Sri Lanka Insurance Corporation	12.00			-	19-Aug-22	24-Sep-24	12.00			
223	Sri Lankan Airlines Limited	People's Bank	30.00			-	4-Jul-22	31-Jul-24				2,581.65
224	Lanka Coal Company (Pvt) Ltd	Bank of Ceylon				22,000.00	4-Jan-23	22-Oct-24				15,969.27
225	Lanka Coal Company (Pvt) Ltd	Bank of Ceylon				27,500.00	27-Jan-23	27-Jan-25				
226	Sri Lankan Airlines Limited	International Air Transport Association	11.60				4-Oct-23	31-Jul-24	11.60			
227	Central Bank of Sri Lanka	Reserve Bank of India	2,601.43				17-Oct-23	17-Oct-24	2,451.43			
228	Paddy Marketing Board	Bank of Ceylon				374.50	2-May-23	30-Apr-24				369.58
229	Paddy Marketing Board	People's Bank				760.75	27-Jan-23	14-May-24				759.08
230	Lanka Sathosa Limited	People's Bank				2,241.00	29-Dec-23	31-Dec-24				2,204.10
Total in Issued Currency			4,406.30	164.59	74,397.00	704,736.78			3,727.76	112.12	16,020.90	627,275.87
CBSL Exchange Rates - As at 28.06.2023			328.7784	365.8211	2.3356				328.78	365.82	2.34	
Total in Rupees			1,448,697	60,212	173,762	704,737			1,225,606.97	41,015.86	37,418.41	627,275.87
Grand Total						2,387,407.70						1,931,317.11

5.2.Details of Outstanding Letter of Comfort

Table 5.2.1: The Outstanding list of Letter of Comfort Issued by the General Treasury up to 31.12.2023

S. No.	Name of Institution	Name of the Bank or Institution	US\$ Mn			LC Amount in Rs. Mn.	Date of Issue	Date of Expiry	Outstanding Amount - Capital as at 31.12.2023			
									US\$ Mn.	Euro Mn.	J.Yen Mn.	Rs. Mn.
1	Co-operative Wholesale Establishment	Paddy Marketing Board				440.00	11-Jan-17	11-Jan-18				440.00
2	Co-operative Wholesale Establishment	Paddy Marketing Board				440.00	1-Mar-17	22-Feb-18				289.60
3	Bank of Ceylon and Peoples Bank	Export Development Board				60.00	29-Mar-18	31-Mar-25				60.00
4	Lanka Sathosa Limited	People's Bank				3,000.00	7-Oct-19	31-Dec-24				600.00
5	Mihin Lanka Limited	Bank of Ceylon	2.50			-	9-Dec-21	31-Dec-22	2.50			
6	Mihin Lanka Limited	People's Bank	2.50			-	9-Dec-21	31-Dec-22	2.50			
7	Mihin Lanka Limited	Bank of Ceylon				1,650.00	9-Dec-21	31-Dec-22				1,650.00
8	Mihin Lanka Limited	People's Bank				1,650.00	9-Dec-21	31-Dec-22				1,550.92
9	Mihin Lanka Limited	Bank of Ceylon	2.50			-	9-Dec-21	31-Dec-22	2.50			
10	Mihin Lanka Limited	People's Bank	2.50			-	9-Dec-21	31-Dec-22	2.50			
11	Sri Lankan Air Lines Limited	Bank of Ceylon	32.50			-	30-Dec-22	31-Dec-23	32.50			
12	Sri Lankan Air Lines Limited	People's Bank	32.50			-	30-Dec-22	31-Dec-23	32.50			
13	Sri Lankan Air Lines Limited	Bank of Ceylon	25.00			-	17-Feb-23	21-Feb-24	25.00			
14	Sri Lankan Air Lines Limited	People's Bank	25.00			-	17-Feb-23	21-Feb-24	25.00			

15	Sri Lankan Air Lines Limited	Bank of Ceylon				12,900.00	30-Jun-23	30-Jun-24				12,900.00
16	Sri Lankan Air Lines Limited	People's Bank				13,350.00	30-Jun-23	30-Jun-24				13,350.00
17	Sri Lankan Air Lines Limited	Bank of Ceylon	42.50			-	10-Oct-22	7-Oct-24	42.50			
18	Sri Lankan Air Lines Limited	People's Bank	42.50			-	10-Oct-22	7-Oct-24	42.50			
19	Lanka Sathosa Limited	People's Bank				3,000.00	29-Dec-23	31-Dec-24				2,386.42
			210.00	-	-	36,490.00			210.00	-	-	33,226.94
			328.7784						328.7784			
			69,043.46	-	-	36,490.00			69,043.46	-	-	33,226.94
						105,533.46						102,270.40

5.3.Details of Outstanding Treasury Bills

Table 5.3.1: DETAILS OF OUTSTANDING TREASURY BILLS ¹ as at 31.12.2023

Maturity Date	ISIN	Face Value (Rs Mn)
5 January 2024	LKA09124A056	82,857.00
	LKA18224A053	48,743.00
	LKA36424A057	20,275.00
12 January 2024	LKA09124A122	66,282.00
	LKA18224A129	30,954.00
	LKA36424A123	19,159.00
19 January 2024	LKA09124A197	52,583.00
	LKA18224A194	16,472.00
	LKA36424A198	29,336.00
26 January 2024	LKA09124A262	99,551.00
	LKA18224A269	37,867.00
	LKA36424A263	34,035.00
2 February 2024	LKA09124B021	112,589.00
	LKA18224B028	72,309.00
	LKA36424B022	17,263.00
9 February 2024	LKA09124B096	97,460.00
	LKA18224B093	68,233.00
	LKA36424B097	30,410.00
16 February 2024	LKA09124B161	98,109.00
	LKA18224B168	52,484.00
	LKA36424B162	27,871.00
23 February 2024	LKA09124B237	85,855.00
	LKA18224B234	34,000.00
	LKA36424B238	43,181.00
1 March 2024	LKA09124C011	84,755.00
	LKA18224C018	30,364.00
	LKA36424C012	27,077.00
8 March 2024	LKA09124C086	87,591.00
	LKA18224C083	41,571.00
	LKA36424C087	49,913.00
15 March 2024	LKA09124C151	113,249.00
	LKA18224C158	54,688.00
	LKA36424C152	47,485.00
22 March 2024	LKA09124C227	75,117.00
	LKA18224C224	44,693.00

	LKA36424C228	48,004.00
29 March 2024	LKA09124C292	42,699.00
	LKA18224C299	19,427.00
	LKA36424C293	25,414.00
5 April 2024	LKA18224D057	47,250.00
	LKA36424D051	35,821.00
12 April 2024	LKA18224D123	19,910.00
	LKA36424D127	19,464.00
19 April 2024	LKA18224D198	20,117.00
	LKA36424D192	28,211.00
26 April 2024	LKA18224D263	37,349.00
	LKA36424D267	25,824.00
3 May 2024	LKA18224E030	59,277.00
	LKA36424E034	41,019.00
10 May 2024	LKA18224E105	90,329.00
	LKA36424E109	32,309.00
17 May 2024	LKA18224E170	102,751.00
	LKA36424E174	61,767.00
24 May 2024	LKA18224E246	62,362.00
	LKA36424E240	67,357.00
31 May 2024	LKA18224E311	87,680.00
	LKA36424E315	68,114.00
7 June 2024	LKA18224F078	92,193.00
	LKA36424F072	83,884.00
14 June 2024	LKA18224F144	94,623.00
	LKA36424F148	75,052.00
21 June 2024	LKA18224F219	73,247.00
	LKA36424F213	43,832.00
28 June 2024	LKA18224F284	42,967.00
	LKA36424F288	37,694.00
5 July 2024	LKA36424G054	64,784.00
12 July 2024	LKA36424G120	16,670.00
19 July 2024	LKA36424G195	13,754.00
26 July 2024	LKA36424G260	45,359.00
2 August 2024	LKA36424H029	59,673.00
9 August 2024	LKA36424H094	56,314.00
16 August 2024	LKA36424H169	32,162.00
23 August 2024	LKA36424H235	44,790.00
30 August 2024	LKA36424H300	27,255.00
6 September 2024	LKA36424I068	40,666.00
13 September 2024	LKA36424I134	47,561.00

20 September 2024	LKA36424I209	15,393.00
27 September 2024	LKA36424I274	13,078.00
4 October 2024	LKA36424J041	7,393.00
11 October 2024	LKA36424J116	4,613.00
18 October 2024	LKA36424J181	8,550.00
25 October 2024	LKA36424J256	10,967.00
1 November 2024	LKA36424K015	9,384.00
8 November 2024	LKA36424K080	2,382.00
15 November 2024	LKA36424K155	4,218.00
22 November 2024	LKA36424K221	5,997.00
29 November 2024	LKA36424K296	18,536.00
6 December 2024	LKA36424L062	5,716.00
13 December 2024	LKA36424L138	8,362.00
20 December 2024	LKA36424L203	7,797.00
27 December 2024	LKA36424L278	752.00
Treasury Bill Outstanding as at 31.12.2023		4,092,454.00

1. If the maturity date falls on a bank holiday, payment will be made on the following business day.

5.4. Details of Outstanding Treasury Bonds

Table 5.4.1: DETAILS OF OUTSTANDING TREASURY BONDS as at 31.12.2023

Maturity Date	Series	ISIN	Face Value (Rs Mn)
1 January 2024	11.40%2024A	LKB01024A014	71,801.91
15 March 2024	10.90%2024A	LKB00524C150	150,577.19
1 May 2024	22.50%2024A	LKB00224E013	71,064.00
15 June 2024	10.25%2024A	LKB00524F153	202,537.60
1 August 2024	11.00%2024A	LKB00824H013	153,239.04
15 September 2024	09.85%2024A	LKB00524I157	168,455.47
15 November 2024	22.00%2024A	LKB00224K150	19,450.13
1 December 2024	06.00%2024A	LKB01024L011	140,264.07
15 January 2025	22.50%2025A	LKB00325A156	84,727.78
15 March 2025	10.25%2025A	LKB01025C157	105,474.76
1 May 2025	09.00%2025A	LKB01225E019	117,412.97
1 June 2025	17.00%2025A	LKB00425F013	149,466.68
1 July 2025	18.00%2025A	LKB00325G013	273,484.43
15 July 2025	01.00%2025A	LKJ00225G157	56,130.06
1 August 2025	11.00%2025A	LKB01025H016	92,462.56
15 October 2025	10.35%2025A	LKB00825J156	73,408.14
15 January 2026	06.75%2026A	LKB00526A159	128,009.64
1 February 2026	09.00%2026A	LKB01326B011	102,728.50

1 March 2026	05.35%2026A	LKB01526C014	126,183.49
15 May 2026	22.50%2026A	LKB00426E154	145,060.96
1 June 2026	11.00%2026A	LKB01226F014	229,046.39
1 August 2026	11.50%2026A	LKB01026H014	244,501.66
20 December 2026	05.00%2026A	LKB01026L206	9,142.22
15 January 2027	11.40%2027A	LKB00827A151	232,483.59
15 March 2027	12.00%09.00%2027A	LKK00427C155	267,038.49
1 May 2027	18.00%2027A	LKB00527E019	155,671.27
15 June 2027	11.75%2027A	LKB01027F156	200,582.61
15 July 2027	01.00%2027A	LKJ00427G159	56,130.06
21 July 2027	11.00%2027A	LKB01027G212	5,000.00
15 August 2027	07.80%2027A	LKB00827H156	49,484.93
15 September 2027	20.00%2027A	LKB00527I150	167,478.48
15 October 2027	10.30%2027A	LKB00827J152	156,414.12
15 December 2027	11.25%2027A	LKB01027L154	144,939.63
15 January 2028	18.00%2028A	LKB00628A153	87,654.11
15 March 2028	10.75%2028A	LKB01028C151	23,035.98
15 April 2028	12.00%09.00%2028A	LKK00528D158	267,038.49
1 May 2028	09.00%2028B	LKB01528E016	146,168.34
1 July 2028	09.00%2028A	LKB01628G019	225,855.03
1 September 2028	11.50%2028A	LKB01528I017	211,360.58
15 December 2028	11.50%2028B	LKB00528L152	96,000.00
1 January 2029	13.00%2029A	LKB01529A012	29,211.58
15 March 2029	12.40%7.5%5%2029A	LKK00629C156	99,693.89
1 May 2029	13.00%2029B	LKB01529E014	36,171.39
15 May 2029	12.00%09.00%2029A	LKK00629E152	267,038.49
15 July 2029	01.00%2029A	LKJ00629G150	56,130.06
	20.00%2029A	LKB00729G156	58,056.88
15 April 2030	12.40%7.5%5%2030A	LKK00730D150	99,693.89
15 May 2030	11.00%2030A	LKB01530E152	128,809.36
15 June 2030	12.00%09.00%2030A	LKK00730F155	267,038.49
15 January 2031	12.00%09.00%2031A	LKK00831A152	267,038.49
15 March 2031	11.25%2031A	LKB01231C151	54,731.42
15 May 2031	12.40%7.5%5%2031A	LKK00831E154	99,693.89
	18.00%2031A	LKB00931E153	29,192.62
15 July 2031	01.00%2031A	LKJ00831G152	56,130.06
1 December 2031	12.00%2031A	LKB01031L016	20,389.05
1 January 2032	08.00%2032A	LKB02032A016	163,037.81
15 February 2032	12.00%09.00%2032A	LKK00932B156	267,038.49
15 June 2032	12.40%7.5%5%2032A	LKK00932F157	99,693.89
1 July 2032	18.00%2032A	LKB01032G014	96,222.02

1 October 2032	09.00%2032A	LKB02032J017	21,470.71
15 January 2033	11.20%2033A	LKB01533A154	238,900.00
	12.40%7.5%5%2033A	LKK01033A154	348,928.63
15 March 2033	12.00%09.00%2033A	LKK01033C150	267,038.49
1 June 2033	09.00%2033A	LKB02033F013	2,150.00
1 July 2033	13.25%2033A	LKB02033G011	23,511.76
15 July 2033	01.00%2033A	LKJ01033G154	56,130.06
1 November 2033	09.00%2033B	LKB02033K013	100.00
1 January 2034	13.25%2034A	LKB02034A012	77,858.98
15 February 2034	12.40%7.5%5%2034A	LKK01134B158	348,928.63
15 April 2034	12.00%09.00%2034A	LKK01134D154	267,038.49
15 September 2034	10.25%2034A	LKB01534I155	45,000.00
15 March 2035	11.50%2035A	LKB02035C155	124,565.00
	12.40%7.5%5%2035A	LKK01235C151	348,928.63
15 May 2035	12.00%09.00%2035A	LKK01235E157	267,038.49
15 April 2036	12.40%7.5%5%2036A	LKK01336D155	348,928.63
15 June 2036	12.00%09.00%2036A	LKK01336F150	267,038.49
15 January 2037	12.00%09.00%2037A	LKK01437A157	267,038.49
15 May 2037	12.40%7.5%5%2037A	LKK01437E159	348,928.63
15 February 2038	12.00%09.00%2038A	LKK01538B150	267,038.49
15 June 2038	12.40%7.5%5%2038A	LKK01538F151	348,928.63
15 August 2039	10.50%2039A	LKB02039H156	25,000.00
1 January 2041	12.00%2041A	LKB02541A016	29,870.00
1 June 2043	09.00%2043A	LKB03043F011	3,133.25
1 January 2044	13.50%2044A	LKB03044A010	10,969.85
1 June 2044	13.50%2044B	LKB03044F019	77,861.76
1 March 2045	12.50%2045A	LKB03045C013	10,058.00
Treasury Bond Outstanding as at 31.12.2023			12,044,359.23
<i>1. If the maturity date falls on a bank holiday, payment will be made on the following business day.</i>			