

Quarterly Debt Bulletin

as of the end of March 2023

Ministry of Finance, Economic
Stabilization and National Policies,
Democratic Socialist Republic of Sri
Lanka

Overview

Sri Lanka reached a Staff Level Agreement (SLA) with the International Monetary Fund (IMF) in September, 2022 towards restoring macroeconomic stability and debt sustainability. Successful approval of the Extended Fund Facility (EFF) programme by the IMF has also helped to secure additional foreign financing from International Financial Institutions (IFIs). The IMF program targets restoring the country's fiscal sustainability through a well calibrated revenue-based fiscal consolidation plan. Sri Lankan authorities are also committed to implement growth-enhancing structural reforms that will allow Sri Lanka to unlock its full growth. The Sri Lankan Government has also embarked on an ambitious reform agenda to ensure fiscal consolidation, boost tax revenues, rebuild its foreign reserves, improve economic governance, and strengthen the Central Bank's independence. At this juncture, the IMF Executive Board has approved Sri Lanka's IMF program under the Extended Fund Facility (EFF) on 20th March, 2023.

Publishing a public debt bulletin will ensure the Government's commitment to transparency, accountability and free accessibility to information by the international organizations and the general public. Public Debt in Sri Lanka consists of Domestic Debt, External Debt, of which also includes project/programme loans obtained from bilateral and multilateral creditors on concessionary terms as well as commercial debt. The Government-guaranteed debt and borrowings of the Central Bank of Sri Lanka (CBSL) are also a part of Sri Lanka's total public debt. This publication depicts the public debt situation in Sri Lanka as of the end March, 2023

Table 1: Summary of Public Debt as at 31st March 2023

Instrument Category	USD million	
	End 2022*	End March 2023**
Government Debt	79,576	86,496
Domestic Debt	40,123	46,900
LKR Denominated ¹	38,682	45,713
FX Denominated ²	1,441	1,187
External Debt	35,976	36,090
Project/Program Loan	21,229	21,339
Bilateral	11,277	11,327
Multilateral	9,952	10,010
Commercial	14,747	14,751
ISB	12,550	12,550
Term Financing Facilities	2,197	2,201
Guaranteed Debt	3,477	3,506
LKR Denominated	1,778	1,805
FX Denominated	1,699	1,701
Central Bank	5,127	5,065
Multilateral	1,062	1,060
SWAP Facilities	2,037	2,012
ACU Liabilities	2,028	1,993
Total	84,703	91,561

Note

Outstanding amount includes the unpaid principals of affected debt instruments as specified in the interim debt standstill policy

* Updated, for the conversion different currencies into USD, the exchange rates as at 30th December 2022 have been used

** provisional, for the conversion different currencies into USD, the exchange rates as at 31st March 2023 have been used

1. Included the CPC Loan which is expected to pay in LKR

2. Include SLDBS + Non project FCBU Loans

Table 2: Domestic Debt

Source	Outstanding Debt (in USD)	
	31-12-2022*	31-03-2023**
Treasury Bills	11,364,004,862	14,166,187,790
Treasury Bonds	23,938,020,327	27,829,072,632
Rupee Loans	66,338,024	-
Sri Lanka Development Bonds	1,078,836,624	843,266,037
Local Loans in Foreign Currency - FCBU	361,795,838	343,738,435
Suhurupaya Loan Account of Ministry of Defence	12,534,375	13,037,451
Treasury Bond Account (Active Liability Management Act)	82,619,592	70,276,216
Retirement Gratuity Loan Account	134,736,815	146,378,271
Advance from the CBSL Monetary Law Act	648,945,775	1,053,117,515
Government Guaranteed Ceylon Petroleum Corporation Loan	2,434,781,159	2,434,781,159
Total	40,122,613,390	46,899,855,507

Note

Foreign Currency Banking Unit -Project loans not included

*For the conversion different currencies into USD, the exchange rates as at 30th December 2022(363.11) applied

**For the conversion different currencies into USD, the exchange rates as at 31st March 2023 (327.28) applied



Table 3: Details of Outstanding Treasury Bonds as at 31 March 2023


Maturity Date	Issue Date	Series	ISIN	Face Value (Rs million)	Clean Price (Rs million)	Discount (Rs million)	Premium (Rs million)
15 May 2023	15 May 2017	11.50%2023A	LKB00623E156	103,565.00	102,650.09	2,560.56	1,645.65
15 July 2023	15 Jul 2018	10.20%2023A	LKB00523G153	128,418.77	129,339.39	1,066.96	1,987.58
1 September 2023	01 Sep 2012	09.00%2023A	LKB01123I017	87,232.36	85,760.95	3,229.50	1,758.09
	01 Sep 2013	11.20%2023A	LKB01023I019	99,881.32	102,004.25	1,693.03	3,815.96
1 October 2023	01 Oct 2003	07.00%2023A	LKB02023J016	223,221.57	210,657.07	17,034.39	4,469.89
15 November 2023	15 Nov 2020	06.30%2023A	LKB00323K150	180,593.29	180,111.50	499.43	17.64
15 December 2023	15 Dec 2018	11.60%2023A	LKB00523L153	91,968.82	93,857.38	-	1,888.56
1 January 2024	01 Jan 2014	11.40%2024A	LKB01024A014	102,434.80	102,428.41	4,169.15	4,162.76
15 March 2024	15 Mar 2019	10.90%2024A	LKB00524C150	181,860.19	185,134.06	290.74	3,564.61
1 May 2024	01 May 2022	22.50%2024A	LKB00224E013	85,762.20	76,515.80	9,246.40	-
15 June 2024	15 Jun 2019	10.25%2024A	LKB00524F153	208,031.99	213,502.25	1,484.40	6,954.66
1 August 2024	01 Aug 2016	11.00%2024A	LKB00824H013	217,515.94	196,116.62	21,399.32	-
15 September 2024	15 Sep 2019	09.85%2024A	LKB00524I157	195,596.52	199,201.95	1,151.76	4,757.19
15 November 2024	15 Nov 2022	22.00%2024A	LKB00224K150	14,630.62	12,556.60	2,074.02	-
1 December 2024	01 Dec 2014	06.00%2024A	LKB01024L011	184,028.25	179,919.14	4,109.11	-
15 January 2025	15 Jan 2022	22.50%2025A	LKB00325A156	86,055.83	73,124.34	12,931.49	-
15 March 2025	15 Mar 2015	10.25%2025A	LKB01025C157	168,878.71	157,454.22	12,105.06	680.57
1 May 2025	01 May 2013	09.00%2025A	LKB01225E019	162,441.03	161,588.19	3,047.07	2,194.23
1 June 2025	01 Jun 2021	17.00%2025A	LKB00425F013	187,228.70	158,798.33	28,430.37	-
1 July 2025	01 Jul 2022	18.00%2025A	LKB00325G013	278,248.43	216,426.16	61,822.27	-
1 August 2025	01 Aug 2015	11.00%2025A	LKB01025H016	175,069.23	167,637.88	7,790.36	359.01
15 October 2025	15 Oct 2017	10.35%2025A	LKB00825J156	159,907.69	163,695.25	1,202.80	4,990.37
15 January 2026	15 Jan 2021	06.75%2026A	LKB00526A159	183,879.61	181,723.88	2,208.29	52.55
1 February 2026	01 Feb 2013	09.00%2026A	LKB01326B011	184,851.11	194,232.67	5,708.51	15,090.07
1 March 2026	01 Mar 2011	05.35%2026A	LKB01526C014	240,730.29	182,165.93	58,564.36	-
15 May 2026	15 May 2022	22.50%2026A	LKB00426E154	243,874.22	200,404.00	43,470.22	-





1 June 2026	01 Jun 2014	11.00%2026A	LKB01226F014	112,998.23	104,799.72	10,034.42	1,835.91
1 August 2026	01 Aug 2016	11.50%2026A	LKB01026H014	126,237.00	112,934.06	13,302.94	-
20 December 2026	20 Dec 2016	05.00%2026A	LKB01026L206	9,142.22	5,000.00	4,142.22	-
15 January 2027	15 Jan 2019	11.40%2027A	LKB00827A151	186,686.77	188,336.04	-	1,649.27
1 May 2027	01 May 2022	18.00%2027A	LKB00527E019	237,716.15	183,122.22	54,593.93	-
15 June 2027	15 Jun 2017	11.75%2027A	LKB01027F156	271,017.63	255,857.54	15,560.91	400.82
21 July 2027	21 Jul 2017	11.00%2027A	LKB01027G212	5,000.00	5,000.00	-	-
15 August 2027	15 Aug 2019	07.80%2027A	LKB00827H156	127,756.57	132,460.13	-	4,703.56
15 September 2027	15 Sep 2022	20.00%2027A	LKB00527I150	230,992.78	176,810.61	54,182.17	-
15 October 2027	15 Oct 2019	10.30%2027A	LKB00827J152	237,115.24	238,946.58	2,879.47	4,710.81
15 December 2027	15 Dec 2017	11.25%2027A	LKB01027L154	158,167.25	124,047.60	34,119.65	-
15 January 2028	15 Jan 2022	18.00%2028A	LKB00628A153	152,383.00	125,512.65	26,870.35	-
15 March 2028	15 Mar 2018	10.75%2028A	LKB01028C151	155,500.00	160,731.94	-	5,231.94
1 May 2028	01 May 2013	09.00%2028B	LKB01528E016	167,620.78	146,004.43	26,108.33	4,491.99
1 July 2028	01 Jul 2012	09.00%2028A	LKB01628G019	191,134.20	170,412.38	27,956.15	7,234.33
1 September 2028	01 Sep 2013	11.50%2028A	LKB01528I017	283,068.43	277,031.17	6,620.90	583.64
1 January 2029	01 Jan 2014	13.00%2029A	LKB01529A012	114,804.31	123,415.07	-	8,610.76
1 May 2029	01 May 2014	13.00%2029B	LKB01529E014	109,785.34	119,825.64	-	10,040.30
15 July 2029	15 Jul 2022	20.00%2029A	LKB00729G156	96,240.62	73,432.51	22,808.11	-
15 May 2030	15 May 2015	11.00%2030A	LKB01530E152	164,702.00	153,067.05	14,217.43	2,582.48
15 March 2031	15 Mar 2019	11.25%2031A	LKB01231C151	223,255.00	226,778.71	2,433.39	5,957.10
15 May 2031	15 May 2022	18.00%2031A	LKB00931E153	131,637.27	106,820.39	24,816.88	-
1 December 2031	01 Dec 2021	12.00%2031A	LKB01031L016	97,799.52	91,227.50	6,572.02	-
1 January 2032	01 Jan 2012	08.00%2032A	LKB02032A016	242,596.66	198,066.01	46,200.03	1,669.38
1 July 2032	01 Jul 2022	18.00%2032A	LKB01032G014	194,458.24	120,620.07	73,838.17	-
1 October 2032	01 Oct 2012	09.00%2032A	LKB02032J017	108,292.85	90,752.49	18,370.85	830.49
15 January 2033	15 Jan 2018	11.20%2033A	LKB01533A154	238,900.00	230,338.96	9,701.06	1,140.02
1 June 2033	01 Jun 2013	09.00%2033A	LKB02033F013	101,455.90	69,175.61	32,280.29	-
1 July 2033	01 Jul 2013	13.25%2033A	LKB02033G011	23,511.76	24,968.94	-	1,457.18
1 November 2033	01 Nov 2013	09.00%2033B	LKB02033K013	20,008.84	13,899.61	6,109.23	-





1 January 2034	01 Jan 2014	13.25%2034A	LKB02034A012	77,858.98	84,846.66	-	6,987.68
15 September 2034	15 Sep 2019	10.25%2034A	LKB01534I155	45,000.00	43,846.22	1,153.78	-
15 March 2035	15 Mar 2015	11.50%2035A	LKB02035C155	124,565.00	124,282.17	3,693.79	3,410.96
15 August 2039	15 Aug 2019	10.50%2039A	LKB02039H156	25,000.00	24,950.58	229.84	180.43
1 January 2041	01 Jan 2016	12.00%2041A	LKB02541A016	29,885.00	26,770.32	3,114.68	-
1 June 2043	01 Jun 2013	09.00%2043A	LKB03043F011	33,809.25	22,143.15	11,666.10	-
1 January 2044	01 Jan 2014	13.50%2044A	LKB03044A010	10,969.85	11,495.19	-	525.34
1 June 2044	01 Jun 2014	13.50%2044B	LKB03044F019	77,861.76	82,895.98	-	5,034.22
1 March 2045	01 Mar 2015	12.50%2045A	LKB03045C013	10,058.00	9,657.80	400.20	-
Treasury Bond Outstanding as at 31.03.2023				9,130,898.89	8,407,290.00	861,266.88	137,657.99

Table 4: Details of Outstanding Sri Lanka Development Bonds ^{1 2} as at 31 March 2023

Maturity Date	Issue Date	Series Name	ISIN	Interest Info	Amount (USD million)
21-Apr-23	21-Oct-2022	SLDB2023I	LKH00223D219	Fixed	0.0260
1-May-23	1-May-2018	SLDB2023C	LKH00523E012	Fixed	20.0200
	30-Jan-2019	SLDB2023C	LKG00523E013	Floating	21.6500
	24-May-2019	SLDB2023C	LKG00523E013	Floating	35.0000
	4-May-2020	SLDB2023C	LKH00523E012	Fixed	1.2000
	30-Jul-2020	SLDB2023C	LKH00523E012	Fixed	6.1200
	18-Nov-2020	SLDB2023C	LKH00523E012	Fixed	5.2100
	3-May-2021	SLDB2023C	LKH00523E012	Fixed	150.1500
	30-Jun-2021	SLDB2023C	LKH00523E012	Fixed	1.8000
	8-Feb-2022	SLDB2023C	LKH00523E012	Fixed	0.0080
	25-Mar-2022	SLDB2023C	LKH00523E012	Fixed	0.0100
	1-Apr-2022	SLDB2023C	LKH00523E012	Fixed	0.0600
	12-Apr-2022	SLDB2023C	LKH00523E012	Fixed	0.0080
	28-Apr-2022	SLDB2023C	LKH00523E012	Fixed	0.0120
	1-May-2022	SLDB2023C	LKH00523E012	Fixed	34.9554
	1-Jun-2022	SLDB2023C	LKH00523E012	Fixed	0.0030
9-Jun-2022	SLDB2023C	LKH00523E012	Fixed	0.0040	



	19-Jul-2022	SLDB2023C	LKH00523E012	Fixed	0.0030
	1-Nov-2022	SLDB2023C	LKG00523E013	Floating	1.1147
			LKH00523E012	Fixed	9.3237
15-Jun-23	15-Dec-2022	SLDB2023J	LKH00223F156	Fixed	0.0044
15-Jul-23	15-Jul-2022	SLDB2023G	LKH00223G154	Fixed	0.0002
22-Jul-23	22-Jan-2023	SLDB2023K	LKG00223G221	Floating	0.0740
			LKH00223G220	Fixed	0.2698
1-Aug-23	1-Feb-2023	SLDB2023M	LKH00223H012	Fixed	0.3601
15-Sep-23	15-Mar-2023	SLDB 2023N	LKH00223I150	Fixed	1.1307
16-Sep-23	16-Mar-2023	SLDB 2023O	LKG00223I169	Floating	0.6311
			LKH00223I168	Fixed	2.5724
1-Nov-23	1-Feb-2023	SLDB2023L	LKH00223K016	Fixed	9.1631
1-Jan-24	1-Jan-2023	SLDB2024D	LKH00224A015	Fixed	0.1035
15-Jan-24	2-Feb-2022	SLDB2024B	LKH00324A153	Fixed	0.0110
	24-Feb-2022	SLDB2024B	LKH00324A153	Fixed	0.0300
	4-Mar-2022	SLDB2024B	LKH00324A153	Fixed	0.0060
	8-Mar-2022	SLDB2024B	LKH00324A153	Fixed	0.0140
1-May-24	3-May-2021	SLDB2024A	LKH00324E015	Fixed	200.1400
	30-Jun-2021	SLDB2024A	LKH00324E015	Fixed	4.7200
	30-Jul-2021	SLDB2024A	LKH00324E015	Fixed	1.2500
	24-Jan-2022	SLDB2024A	LKH00324E015	Fixed	0.0500
	3-Jun-2022	SLDB2024A	LKH00324E015	Fixed	0.0700
1-Aug-24	1-Nov-2022	SLDB2024C	LKH00224H010	Fixed	0.0003
22-Jan-25	22-Jan-2020	SLDB2025B	LKG00525A222	Floating	6.1800
			LKH00525A221	Fixed	0.0200
	17-Mar-2020	SLDB2025B	LKH00525A221	Fixed	0.8000
	1-Apr-2020	SLDB2025B	LKH00525A221	Fixed	2.1000
	4-May-2020	SLDB2025B	LKH00525A221	Fixed	1.3000
	29-Jun-2020	SLDB2025B	LKH00525A221	Fixed	8.8800
	30-Jul-2020	SLDB2025B	LKH00525A221	Fixed	0.5500
	18-Nov-2020	SLDB2025B	LKH00525A221	Fixed	0.2900
	22-Jan-2021	SLDB2025B	LKH00525A221	Fixed	0.1000
	3-May-2021	SLDB2025B	LKH00525A221	Fixed	0.4800





	30-Jun-2021	SLDB2025B	LKH00525A221	Fixed	0.1500
	16-Aug-2021	SLDB2025B	LKH00525A221	Fixed	0.0300
	22-Jul-2022	SLDB2025B	LKH00525A221	Fixed	0.0005
	22-Jan-2023	SLDB2025B	LKH00525A221	Fixed	0.0156
15-Jan-26	23-Feb-2022	SLDB2026C	LKH00526A153	Fixed	0.0030
30-Jul-26	30-Jul-2021	SLDB2026A	LKH00526G309	Fixed	5.2900
	16-Aug-2021	SLDB2026A	LKH00526G309	Fixed	1.6400
15-Dec-26	10-Jan-2022	SLDB2026B	LKH00526L150	Fixed	3.8180
	10-Feb-2022	SLDB2026B	LKH00526L150	Fixed	0.1280
15-Jun-27	15-Jun-2022	SLDB2027A	LKH00527F150	Fixed	0.1158
22-Jul-27	22-Jul-2022	SLDB2027B	LKH00527G224	Fixed	0.0039
16-Sep-27	16-Sep-2022	SLDB2027C	LKH00527I162	Fixed	0.0004
Principal payments pending settlement as at 31 March 2023					304.0921
Coupon payments pending settlement or capitalization as at 31 March 2023					26.9484
SLDBs Outstanding as at 31.03.2023					870.2145

Notes:

1. Revised

2. The outstanding SLDBs include principal payments pending settlement and coupon payments pending settlement or capitalization as at 31.03.2023

*ISIN starts with,

LKG Coupon: 6 Month LIBOR for USD + margin through competitive bidding

LKH Coupon: Fixed through competitive bidding

Table 5: Sector wise Composition of Outstanding SLDBs as at 31 March 2023

Sector	Outstanding SLDBs (USD million)
Residents	844.6100
Banks	731.8099
Non Bank Entities	101.7699
Individuals	11.0302
Non-Residents	25.6045
Banks	23.2550
Non Bank Entities	2.0895
Individuals	0.2600
SLDBs Outstanding as at 31.03.2023	870.2145





Table 6: Details of Outstanding Treasury Bills as at 31 March 2023

Maturity Date	Issue Date	ISIN	Book Value (Rs million)	Discount (Rs million)	Face Value (Rs million)
7 April 2023	8 April 2022	LKA36423D079	9,898.89	1,553.11	11,452.00
	07 Oct 2022	LKA18223D075	3,665.10	560.90	4,226.00
	15 Dec 2022	LKA36423D079	57,799.99	5,862.14	63,662.13
	23 Dec 2022	LKA36423D079	24,852.96	2,337.12	27,190.08
	06 Jan 2023	LKA09123D078	69,221.87	5,540.13	74,762.00
	13 Jan 2023	LKA36423D079	65,318.19	4,681.81	70,000.00
	27 Jan 2023	LKA36423D079	20,746.64	1,183.36	21,930.00
	17 Feb 2023	LKA36423D079	9,620.05	379.95	10,000.00
	03 Mar 2023	LKA36423D079	9,729.17	270.83	10,000.00
14 April 2023	15 Apr 2022	LKA36423D145	11,064.09	2,584.91	13,649.00
	18 Apr 2022	LKA36423D145	22,443.27	5,242.73	27,686.00
	14 Oct 2022	LKA18223D141	6,804.39	1,106.61	7,911.00
	30 Dec 2022	LKA36423D145	88,481.96	8,313.04	96,795.00
	13 Jan 2023	LKA09123D144	59,837.82	4,660.18	64,498.00
	20 Jan 2023	LKA36423D145	37,410.08	2,589.92	40,000.00
	27 January 2023	LKA36423D145	11,289.52	710.48	12,000.00
	03 Feb 2023	LKA36423D145	9,100.00	519.05	9,619.05
	17 Feb 2023	LKA36423D145	14,350.47	649.53	15,000.00
21 April 2023	03 Mar 2023	LKA36423D145	9,675.89	324.11	10,000.00
	22 Apr 2022	LKA36423D210	1,607.38	391.62	1,999.00
	21 Oct 2022	LKA18223D216	4,103.55	667.45	4,771.00
	20 Jan 2023	LKA09123D219	59,744.01	4,492.99	64,237.00
	10 Mar 2023	LKA36423D210	196,043.35	6,383.53	202,426.88
	17 Mar 2023	LKA36423D210	19,487.16	512.84	20,000.00
28 April 2023	29 Apr 2022	LKA36423D285	6,689.50	1,611.50	8,301.00
	28 Oct 2022	LKA18223D281	4,695.27	763.73	5,459.00
	13 Jan 2023	LKA36423D285	55,048.80	4,951.20	60,000.00
	27 Jan 2023	LKA09123D284	73,625.89	5,506.11	79,132.00
	3 February 2023	LKA36423D285	51,457.73	3,542.28	55,000.00
	10 Feb 2023	LKA36423D285	42,338.25	2,661.75	45,000.00





	15 Feb 2023	LKA36423D285	14,700.00	860.97	15,560.97
	17 Feb 2023	LKA36423D285	9,461.60	538.40	10,000.00
	24 Feb 2023	LKA36423D285	4,757.90	242.11	5,000.00
	03 Mar 2023	LKA36423D285	9,570.22	429.78	10,000.00
5 May 2023	06 May 2022	LKA36423E051	11,186.68	2,676.32	13,863.00
	04 Nov 2022	LKA18223E057	5,323.98	866.02	6,190.00
	13 Jan 2023	LKA36423E051	65,876.49	6,324.12	72,200.61
	27 Jan 2023	LKA36423E051	46,284.10	3,715.90	50,000.00
	03 Feb 2023	LKA09123E050	79,021.80	5,909.20	84,931.00
	10 February 2023	LKA36423E051	28,069.68	1,930.32	30,000.00
	17 Feb 2023	LKA36423E051	23,523.58	1,476.43	25,000.00
	03 Mar 2023	LKA36423E051	9,517.83	482.17	10,000.00
	12 May 2023	13 May 2022	LKA36423E127	12,166.32	2,980.68
11 Nov 2022		LKA18223E123	2,695.53	438.47	3,134.00
20 Jan 2023		LKA36423E127	32,971.68	3,028.32	36,000.00
27 Jan 2023		LKA36423E127	9,639.65	826.70	10,466.35
10 Feb 2023		LKA09123E126	77,746.16	5,807.84	83,554.00
17 Feb 2023		LKA36423E127	65,502.99	4,497.01	70,000.00
24 Feb 2023		LKA36423E127	23,601.47	1,475.82	25,077.29
1 March 2023		LKA36423E127	16,400.00	952.75	17,352.75
03 Mar 2023		LKA36423E127	18,931.46	1,068.54	20,000.00
19 May 2023	17 Mar 2023	LKA36423E127	14,389.44	610.56	15,000.00
	20 May 2022	LKA36423E192	5,321.87	1,304.13	6,626.00
	18 Nov 2022	LKA18223E198	13,717.92	2,230.08	15,948.00
	20 Jan 2023	LKA36423E192	29,950.59	2,914.94	32,865.53
	27 Jan 2023	LKA36423E192	34,697.81	3,164.45	37,862.26
	03 Feb 2023	LKA36423E192	50,706.41	4,348.57	55,054.98
	17 Feb 2023	LKA09123E191	36,621.81	2,731.19	39,353.00
	24 February 2023	LKA36423E192	65,518.53	4,481.47	70,000.00
	03 Mar 2023	LKA36423E192	18,827.86	1,172.14	20,000.00
26 May 2023	17 Mar 2023	LKA36423E192	17,177.94	822.06	18,000.00
	27 May 2022	LKA36423E267	20,605.42	5,006.58	25,612.00
	25 Nov 2022	LKA18223E263	12,704.65	2,061.35	14,766.00
	20 Jan 2023	LKA36423E267	27,204.15	2,795.85	30,000.00
	03 Feb 2023	LKA36423E267	52,236.05	4,763.95	57,000.00
	10 Feb 2023	LKA36423E267	18,421.76	1,578.24	20,000.00
	24 Feb 2023	LKA09123E266	25,200.61	1,872.39	27,073.00





	3 March 2023	LKA36423E267	65,536.94	4,463.06	70,000.00
	17 March 2023	LKA36423E267	47,469.50	2,530.50	50,000.00
2 June 2023	03 Jun 2022	LKA36423F025	16,625.97	3,948.03	20,574.00
	02 Dec 2022	LKA18223F021	8,808.80	1,421.20	10,230.00
	20 Jan 2023	LKA36423F025	15,839.45	1,713.68	17,553.13
	10 Feb 2023	LKA36423F025	45,825.00	4,175.00	50,000.00
	17 Feb 2023	LKA36423F025	64,484.70	5,515.30	70,000.00
	24 Feb 2023	LKA36423F025	64,826.79	5,173.21	70,000.00
	03 Mar 2023	LKA09123F024	49,932.80	3,694.20	53,627.00
9 June 2023	10 June 2022	LKA36423F090	24,078.78	5,568.22	29,647.00
	09 Dec 2022	LKA18223F096	6,439.79	1,039.21	7,479.00
	10 Feb 2023	LKA36423F090	40,172.32	3,876.95	44,049.27
	24 February 2023	LKA36423F090	64,500.10	5,499.90	70,000.00
	03 Mar 2023	LKA36423F090	49,526.71	3,936.21	53,462.92
	10 Mar 2023	LKA09123F099	43,788.94	3,147.06	46,936.00
	17 Mar 2023	LKA36423F090	37,582.84	2,417.16	40,000.00
16 June 2023	17 Jun 2022	LKA36423F165	15,030.68	3,313.32	18,344.00
	16 Dec 2022	LKA18223F161	19,333.36	3,118.64	22,452.00
	17 Feb 2023	LKA36423F165	9,399.99	905.64	10,305.63
	24 Feb 2023	LKA36423F165	6,842.10	620.63	7,462.73
	15 Mar 2023	LKA36423F165	74,671.44	5,328.56	80,000.00
	17 March 2023	LKA09123F164	56,615.30	3,954.70	60,570.00
	24 Mar 2023	LKA36423F165	90,613.59	5,472.38	96,085.97
23 June 2023	24 Jun 2022	LKA36423F231	4,454.11	981.89	5,436.00
	23 Dec 2022	LKA18223F237	12,977.67	2,091.33	15,069.00
	15 Mar 2023	LKA36423F231	38,828.56	2,974.00	41,802.56
	17 Mar 2023	LKA36423F231	33,876.95	2,543.77	36,420.72
	24 Mar 2023	LKA09123F230	68,528.81	4,493.19	73,022.00
	31 March 2023	LKA36423F231	113,224.80	6,775.20	120,000.00
30 June 2023	01 Jul 2022	LKA36423F306	10,640.07	2,536.93	13,177.00
	07 Jul 2022	LKA36423F306	9,889.19	2,320.67	12,209.86
	30 Dec 2022	LKA18223F302	15,932.89	2,565.11	18,498.00
	24 Mar 2023	LKA36423F306	61,858.55	4,366.76	66,225.31
	31 Mar 2023	LKA09123F305	56,908.89	3,697.11	60,606.00
7 July 2023	08 Jul 2022	LKA36423G072	9,608.30	2,700.70	12,309.00
	6 January 2023	LKA18223G078	23,672.98	3,790.02	27,463.00
	31 Mar 2023	LKA36423G072	83,342.28	5,827.23	89,169.51
	15 Jul 2022	LKA36423G148	1,948.92	582.08	2,531.00





14 July 2023	13 Jan 2023	LKA18223G144	22,771.64	3,571.36	26,343.00
21 July 2023	22 Jul 2022	LKA36423G213	11,587.77	3,455.23	15,043.00
	20 Jan 2023	LKA18223G219	21,982.31	3,194.69	25,177.00
28 July 2023	29 Jul 2022	LKA36423G288	17,993.41	5,313.59	23,307.00
	2 August 2022	LKA36423G288	943.02	275.32	1,218.34
	04 Aug 2022	LKA36423G288	1,472.91	422.71	1,895.62
	27 Jan 2023	LKA18223G284	20,085.09	2,883.91	22,969.00
4 August 2023	05 Aug 2022	LKA36423H047	13,847.22	4,041.78	17,889.00
	03 Feb 2023	LKA18223H043	23,815.93	3,420.07	27,236.00
11 August 2023	12 Aug 2022	LKA36423H112	7,082.13	2,064.36	9,146.49
	10 Feb 2023	LKA18223H118	27,138.63	3,897.37	31,036.00
18 Aug 2023	19 Aug 2022	LKA36423H187	3,006.70	876.30	3,883.00
	17 Feb 2023	LKA18223H183	9,471.28	1,357.72	10,829.00
25 Aug 2023	26 Aug 2022	LKA36423H252	6,478.46	1,932.54	8,411.00
	24 Feb 2023	LKA18223H258	5,400.69	774.31	6,175.00
01 Sep 2023	02 Sep 2022	LKA36423I011	2,632.95	803.05	3,436.00
	03 Mar 2023	LKA18223I017	22,345.83	3,200.17	25,546.00
08 Sep 2023	09 Sep 2022	LKA36423I086	3,127.90	954.10	4,082.00
	10 Mar 2023	LKA18223I082	25,816.44	3,584.56	29,401.00
15 Sep 2023	16 Sep 2022	LKA36423I151	4,884.83	1,478.17	6,363.00
	17 Mar 2023	LKA18223I157	36,900.39	5,044.61	41,945.00
22 Sep 2023	23 Sep 2022	LKA36423I227	7,415.18	2,214.82	9,630.00
	24 Mar 2023	LKA18223I223	31,154.80	4,069.20	35,224.00
29 Sep 2023	30 Sep 2022	LKA36423I292	3,379.20	1,008.80	4,388.00
	31 Mar 2023	LKA18223I298	19,633.61	2,531.39	22,165.00
06 Oct 2023	07 Oct 2022	LKA36423J068	3,354.91	998.09	4,353.00
13 Oct 2023	14 Oct 2022	LKA36423J134	790.90	234.10	1,025.00
20 Oct 2023	21 Oct 2022	LKA36423J209	1,165.86	345.14	1,511.00
27 Oct 2023	28 Oct 2022	LKA36423J274	1,007.70	298.30	1,306.00
03 Nov 2023	04 Nov 2022	LKA36423K033	1,289.62	381.38	1,671.00
10 Nov 2023	11 Nov 2022	LKA36423K108	1,408.68	416.32	1,825.00
17 Nov 2023	18 Nov 2022	LKA36423K173	869.30	256.70	1,126.00
24 Nov 2023	25 Nov 2022	LKA36423K249	5,729.42	1,691.58	7,421.00
01 Dec 2023	02 Dec 2022	LKA36423L015	4,322.50	1,273.50	5,596.00
08 Dec 2023	09 Dec 2022	LKA36423L080	2,389.17	700.83	3,090.00
15 Dec 2023	16 Dec 2022	LKA36423L155	6,827.06	2,001.94	8,829.00





22 Dec 2023	23 Dec 2022	LKA36423L221	6,287.60	1,842.40	8,130.00
29 Dec 2023	30 Dec 2022	LKA36423L296	4,529.26	1,325.74	5,855.00
05 Jan 2024	06 Jan 2023	LKA36424A057	15,697.96	4,577.04	20,275.00
12 Jan 2024	13 Jan 2023	LKA36424A123	14,847.15	4,311.85	19,159.00
19 Jan 2024	20 Jan 2023	LKA36424A198	22,873.53	6,462.47	29,336.00
26 Jan 2024	27 Jan 2023	LKA36424A263	26,635.38	7,399.62	34,035.00
02 Feb 2024	03 Feb 2023	LKA36424B022	13,516.45	3,746.55	17,263.00
09 Feb 2024	10 Feb 2023	LKA36424B097	8,150.46	2,259.54	10,410.00
16 Feb 2024	17 Feb 2023	LKA36424B162	21,823.69	6,047.31	27,871.00
23 Feb 2024	24 Feb 2023	LKA36424B238	18,156.56	5,024.44	23,181.00
01 Mar 2024	03 Mar 2023	LKA36424C012	21,213.29	5,863.71	27,077.00
08 Mar 2024	10 Mar 2023	LKA36424C087	23,659.40	6,253.60	29,913.00
15 Mar 2024	17 Mar 2023	LKA36424C152	37,711.30	9,773.70	47,485.00
22 Mar 2024	24 Mar 2023	LKA36424C228	38,614.23	9,389.77	48,004.00
29 Mar 2024	31 Mar 2023	LKA36424C293	7,853.49	1,909.51	9,763.00
Treasury Bill Outstanding as at 31.03.2023			4,191,135.18	445,174.76	4,636,309.94



Central Government External Debt

Total Central Government external debt as at the end of March, 2023 amounted to USD 36.09 billion. The source-wise composition of external debt is depicted in the following table;

Table 7: Composition of Central Government External Debt – March 2023

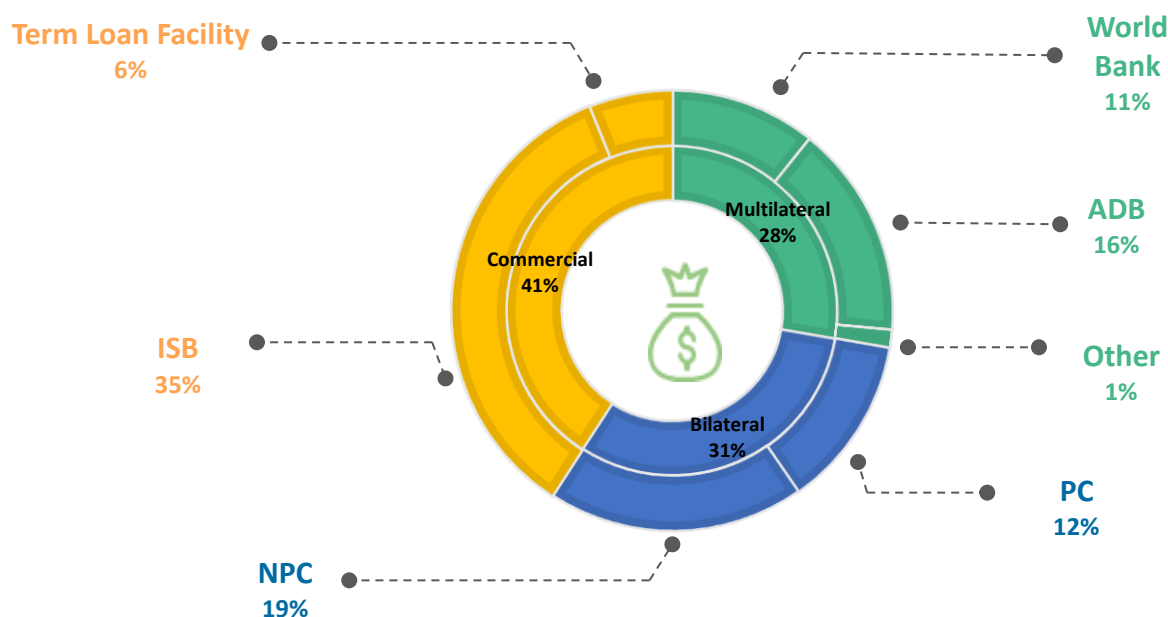
Central Government External Debt (US\$ million)		36,090
Multilateral		10,010
Bilateral		11,329
PC		4,548
NPC		6,781
Commercial		14,751

Notes

Paris Club (PC)- (Japan, France, Korea, Germany, USA, Spain, Russia, Sweden, Australia, Canada, Austria, UK, Belgium, Denmark, Netherlands)

NPC- China, India, Saudi Arabia, Kuwait, Hungary, Iran, Pakistan

Figure 1: Composition of Central Government External Debt – March 2023



Commercial debt represented a significant portion of Central Government external debt which amounted to 41 percent followed by the bilateral debt (31 percent) and multilateral debt (28 percent). About 85 percent of the Commercial category debt consisted of International Bond Issuances (ISBs) and the rest from Term Financing Facilities (Syndicated Loans). The World Bank and the Asian Development Bank were the major multilateral creditors representing over 95 percent of the total multilateral debt. Under Bilateral debt, 60 percent of its debt represented by non-Paris Club countries while about 40 percent from Paris club countries.

Table 8: Creditor-wise Central Government External Debt Stock as of the end March 2023

Creditor	Debt Outstanding (including Unpaid Principal)	Unpaid Principal as of end March2023
	<i>in USD million</i>	<i>in USD million</i>
Central Government External Debt	36,089.7	2,325.8
Bilateral	11,329.0	1,110.7
<i>AB Svensk Export Credit (Sweden)</i>	34.7	11.6
<i>Agence Francaise De Development (France)</i>	168.17	17.7
<i>ANZ Investment Bank (Australia)</i>	18.1	11.3
<i>Banco Bilbao Vizcaya Argentaria (Spain)</i>	19.1	4.7
<i>Bank Austria Creditanstalt AG</i>	10.6	3.8
<i>BNP Paribas-Belgium</i>	2.5	0.3
<i>*China Development Bank</i>	535.2	101.1
<i>Calyon Credit Agricole CIB (France)</i>	197.7	25.4
<i>Deutsche Bank AG (United Kingdom)</i>	132.4	21.1
<i>Export Finance & Insurance Corporation (Australia)</i>	6.9	1.4
<i>Erste Bank (Austria)</i>	10.5	-
<i>EXIM - China</i>	4,049.4	447.9
<i>EXIM - Hungary</i>	47.7	3.1
<i>EXIM - India</i>	1,246.4	82.4
<i>EXIM - US</i>	40.1	5.7
<i>Export Development Bank of Iran</i>	32.9	22.8
<i>Fortis Bank NV/Fortis Banque SA(Belgium)</i>	1.9	1.3
<i>Government of Canada</i>	18.3	2.8
<i>Government of China</i>	14.6	0.7
<i>Government of France</i>	62.3	5.8
<i>Government of Germany</i>	201.4	17.2
<i>Government of India</i>	14.4	5.5
<i>Government of Japan</i>	2,684.7	162.4
<i>Government of Korea</i>	307.8	13.8
<i>Government of Kuwait</i>	95.6	8.8
<i>Government of Pakistan</i>	2.1	1.9
<i>Government of Russia</i>	35.4	23.6
<i>Government of Spain</i>	79.4	2.6
<i>Government of USA</i>	84.9	19.3
<i>HSBC</i>	210.0	26.2
<i>ING Bank (Netherlands)</i>	43.1	-
<i>KBC Bank of Belgium</i>	5.6	1.9
<i>Rabobank (Co-op Centrale Raiffeisen)(Netherlands)</i>	197.0	36.8
<i>Raiffesen Zentral Bank (Austria)</i>	36.6	1.0
<i>Saudi Fund For Arab Economic Development</i>	139.3	13.4
<i>Standard Chartered Bank(UK)</i>	4.9	1.4
<i>State Bank of India</i>	481.0	-
<i>The Riggs National Bank (Washington DC)</i>	7.5	1.5
<i>UniCredit Bank (Austria)</i>	49.1	2.5

Multilateral	10,009.7	-
<i>Asian Development Bank (ADB)</i>	5,648.8	-
<i>Asian Infrastructure Investment Bank (AIIB)</i>	78.7	-
<i>European Investment Bank (EIB)</i>	101.3	-
<i>International Fund for Agricultural Development (IFAD)</i>	165.4	-
<i>Nordic Development Fund (NDF)</i>	15.2	-
<i>OPEC fund for International Development (OFID)</i>	119.7	-
<i>World Bank</i>	3,880.6	-
Commercial	14,751.0	1,215.1
<i>International Sovereign Bond Issuances</i>	12,550	1,000.0
<i>Term Financing Facilities - China Development Bank</i>	2,201.0	215.1
Total	36,089.7	2,325.8

Source: Department of External Resources

Note: * USD 3.5 million to be reconciled with CDB

Table 9: Country-wise Central Government External Debt Stock as of the end March 2023

Type of debt	Debt Outstanding (including unpaid Principal)	Unpaid Principal as of end March 2023
	<i>in USD million</i>	<i>in USD million</i>
Central Government Debt	36,089.7	2,325.7
Multilateral	10,009.7	-
<i>ADB</i>	5,648.8	-
<i>World Bank</i>	3,880.6	-
<i>IFAD</i>	165.4	-
<i>OFID</i>	119.7	-
<i>EIB</i>	101.3	-
<i>AIIB</i>	78.7	-
<i>NDF</i>	15.2	-
Bilateral	11,329.0	1,110.6
PC	4,547.4	414.7
<i>Japan</i>	2684.7	162.4
<i>France</i>	428.2	49.0
<i>Korea</i>	307.8	13.8
<i>Netherlands</i>	240.1	36.8
<i>Germany</i>	201.4	17.2
<i>UK</i>	191.2	34.1
<i>USA</i>	132.5	26.5
<i>Austria</i>	106.8	7.3
<i>Spain</i>	98.5	7.3

<i>Russia</i>	35.4	23.6
<i>Sweden</i>	34.7	11.6
<i>Denmark</i>	33.0	6.2
<i>Australia</i>	25.0	12.7
<i>Canada</i>	18.3	2.8
<i>Belgium</i>	10.0	3.5
NPC	6,781.6	695.8
<i>China</i>	4,722.3	558.0
<i>India</i>	1,741.8	87.9
<i>Saudi Arabia</i>	139.3	13.4
<i>Kuwait</i>	95.6	8.8
<i>Hungary</i>	47.7	3.1
<i>Iran</i>	32.9	22.8
<i>Pakistan</i>	2.1	1.9
Commercial	14,751.02	1,215.13
<i>ISBs</i>	12,550.0	1,000.0
<i>Term loan facilities - CDB</i>	2,201.0	215.1

Source: Department of External Resources

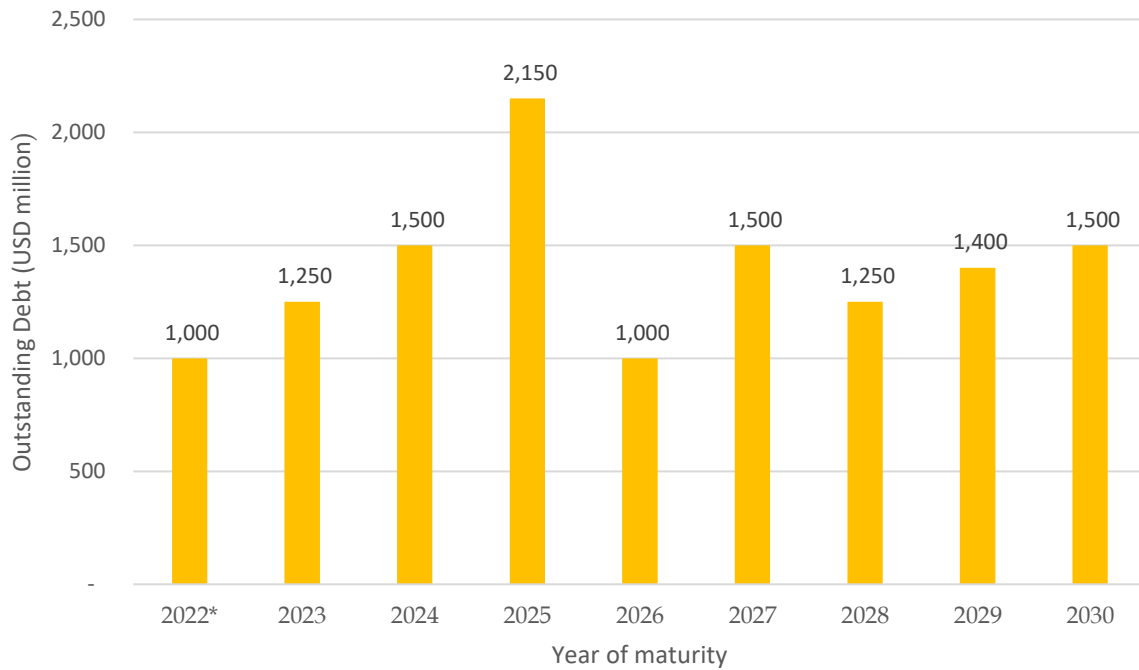
Table 10: Maturity Structure of ISBs

Date of Issuance (DD/MM/YYYY)	Amount (USD million)	Interest Rate (%) (Annual)	Tenure (Years)	Maturity Date (DD/MM/YYYY)
*25/07/2012	1,000	5.88	10	25/07/2022
03/06/2015	650	6.13	10	03/06/2025
03/11/2015	1,500	6.85	10	03/11/2025
18/07/2016	1,000	6.83	10	18/07/2026
11/05/2017	1,500	6.20	10	11/05/2027
18/04/2018	1,250	5.75	5	18/04/2023
18/04/2018	1,250	6.75	10	18/04/2028
14/03/2019	1,000	6.85	5	14/03/2024
14/03/2019	1,400	7.85	10	14/03/2029
28/06/2019	500	6.35	5	28/06/2024
28/06/2019	1,500	7.55	10	28/03/2030

Source: Department of External Resources

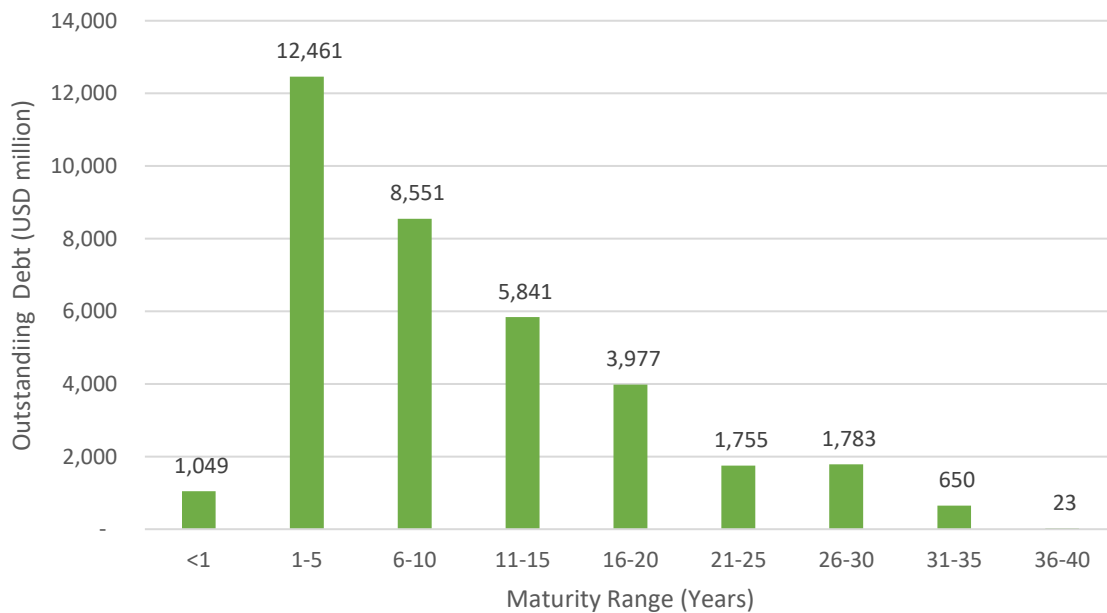
* Not paid due to the debt standstill policy

Figure2: Maturity Structure of ISBs



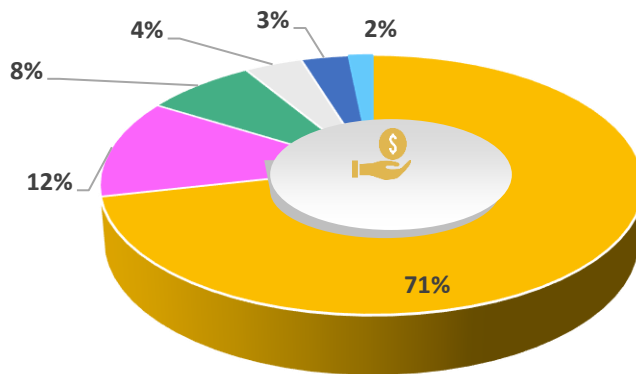
Source: Department of External Resources
** Not paid due to the debt standstill policy*

Figure 3: Remaining Maturity of Foreign Loans as at the end of March, 2023



Source: Department of External Resources
Note: includes ISBs

Figure 4: Composition of External Debt by Currency

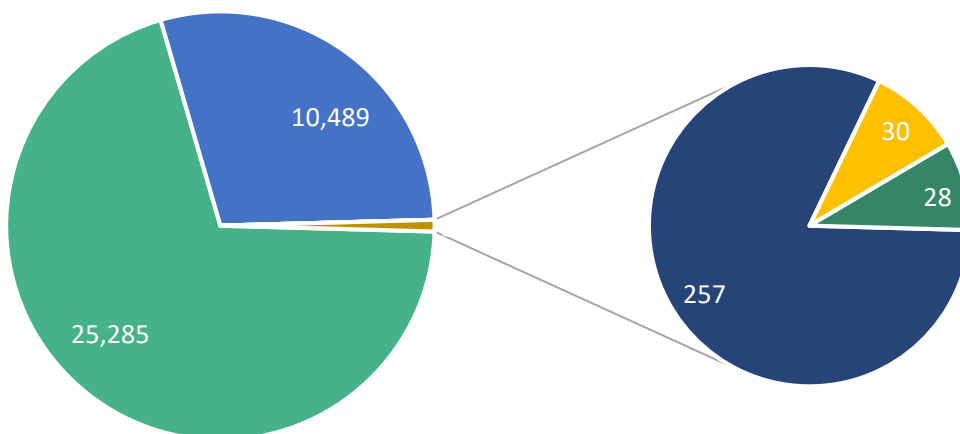


■ US Dollars ■ Special Drawing Rights (SDR) ■ Yen ■ Yuan Renminbi ■ Euro ■ Other

Source: Department of External Resources

29% of the central government external debt consist of the instruments obtained in Floating interest rates, whereas, 70% in fixed interest rates.

Figure 5: Composition of Central Government External Debt by type of Interest (US\$ million)



■ Fixed ■ Floating ■ Other ■ Interest Free ■ Amount Based ■ Annuity

Source: Department of External Resources



Table 11: The Outstanding List of Treasury Guarantees Issued by the General Treasury up to 31.03.2023

S.No	Name of the Institution	Name of the Bank or Institution	Value of the Treasury Guarantees				Date of Issue	Date of Expiry	Outstanding Amount – Capital as at 31.03.2023			
			USD Mn.	Euro Mn.	J.Yen Mn.	Rs. Mn.			USD Mn.	Euro Mn.	J.Yen Mn.	Rs. Mn.
1	Urban Development Authority	National Savings Bank				2,770.00	6-Nov-09	5-Nov-24				422.00
2	Road Development Authority	Commercial Bank				829.25	1-Sep-11	31-Mar-30				829.25
3	General Sir John Kotelawala Defence University	Bank of Ceylon				85.00	29-Aug-11	31-Dec-26				21.68
4	Road Development Authority	People's Bank				1,291.08	14-Mar-12	20-Apr-30				1,291.08
5	Road Development Authority	People's Bank				785.39	21-Mar-12	28-Apr-30				785.39
6	Road Development Authority	People's Bank				4,647.57	21-Mar-12	02-May-30				4,647.57
7	Road Development Authority	People's Bank				1,656.01	21-Mar-12	02-May-30				1,656.01
8	Road Development Authority	National Savings Bank				1,600.33	30-Dec-20	01-Apr-32				1,600.33
9	Road Development Authority	Commercial Bank				840.62	15-Nov-12	31-Mar-30				840.62
10	Road Development Authority	Commercial Bank				873.27	26-Dec-12	31-Mar-30				873.27
11	Road Development Authority	Hatton National Bank				1,386.37	28-Dec-12	01-Apr-32				1,386.37
12	Road Development Authority	National Savings Bank				891.41	30-Dec-20	01-Apr-32				891.41
13	Road Development Authority	DFCC Bank				367.32	31-Dec-12	31-Mar-30				367.32
14	Road Development Authority	Hatton National Bank				2,283.87	14-May-13	01-Apr-32				2,283.87
15	General Sir John Kotelawala Defence University	Bank of Ceylon				750.00	7-Jun-13	30-Jun-28				167.53
16	Road Development Authority	Hatton National Bank				1,301.55	11-Jul-13	01-Apr-34				1,301.55





17	Road Development Authority	Hatton National Bank				1,323.38	11-Jul-13	01-Apr-34				1,323.38
18	Road Development Authority	Hatton National Bank				734.21	5-Aug-13	01-Apr-34				734.21
19	Road Development Authority	Hatton National Bank				1,769.27	5-Aug-13	01-Apr-34				1,769.27
20	Road Development Authority	Hatton National Bank				1,147.84	30-Aug-13	01-Apr-34				1,147.84
21	Road Development Authority	Hatton National Bank				838.28	28-Nov-13	01-Apr-34				838.28
22	Road Development Authority	Hatton National Bank				1,018.01	28-Nov-13	01-Apr-34				1,018.01
23	Road Development Authority	Hatton National Bank				357.14	28-Nov-13	01-Apr-34				357.14
24	Road Development Authority	Hatton National Bank				4,786.43	28-Nov-13	01-Apr-34				4,786.43
25	Road Development Authority	Hatton National Bank				1,292.84	28-Nov-13	01-Apr-34				1,292.84
26	National School of Business Management Limited	Bank of Ceylon				8,600.00	18-Dec-13	31-Dec-28				7,010.00
27	Road Development Authority	DFCC Bank				529.19	27-Dec-13	31-Mar-32				529.19
28	Road Development Authority	Hatton National Bank				1,492.31	27-Dec-13	01-Apr-34				1,492.31
29	Road Development Authority	National Development Bank PLC				4,282.29	11-Feb-14	01-Apr-34				4,282.92
30	Road Development Authority	National Development Bank PLC				560.41	13-Feb-14	01-Apr-34				560.41
31	Road Development Authority	National Development Bank PLC				693.93	14-Mar-14	01-Apr-34				693.93
32	Road Development Authority	National Development Bank PLC				376.74	25-Mar-14	01-Apr-34				376.74
33	Road Development Authority	Hatton National Bank				401.65	25-Mar-14	01-Apr-34				401.65
34	Road Development Authority	Commercial Bank				544.11	3-Apr-14	31-Mar-34				544.11
35	Road Development Authority	Commercial Bank				1,668.68	15-Jul-14	31-Mar-34				1,668.68





36	Road Development Authority	National Development Bank PLC				385.83	26-Aug-14	01-Apr-34				385.83
37	Road Development Authority	People's Bank	44.71			-	22-Sep-14	30-Sep-27	17.39			
38	Sri Lanka Land Reclamation & Development Corporation	National Savings Bank				2,000.00	26-Sep-14	31-Oct-28				1,601.15
39	Sri Lanka Land Reclamation & Development Corporation	National Savings Bank				1,500.00	13-Jul-15	31-Oct-28				
40	National Water Supply & Drainage Board	Bank of Ceylon				1,148.06	12-Nov-14	31-May-29				1,002.99
41	National Water Supply & Drainage Board	National Development Bank PLC				2,800.00	9-Dec-14	31-Dec-29				2,215.39
42	National Water Supply & Drainage Board	DFCC Bank				2,900.00	9-Dec-14	31-Dec-29				2,294.50
43	National Water Supply & Drainage Board	Bank of Ceylon				2,792.07	14-Nov-14	30-Nov-29				2,557.05
44	National Water Supply & Drainage Board	Bank of Ceylon				3,041.00	30-Dec-14	30-Jun-29				4,001.25
45	National Water Supply & Drainage Board	Bank of Ceylon				1,870.50	31-May-16	30-Jun-29				
46	Airport & Aviation Services (Sri Lanka) Limited	Japan International Cooperation Agency (JICA)		28,969.00		-	28-Mar-12	28-Mar-52			16,020.00	
47	Airport & Aviation Services (Sri Lanka) Limited	Japan International Cooperation Agency (JICA)		45,428.00		-	9-May-16	9-May-56			-	
48	National Water Supply & Drainage Board	Bank of Ceylon				1,500.00	28-Jul-14	31-Jan-30				2,359.87
49	National Water Supply & Drainage Board	Bank of Ceylon				1,500.00	3-Jun-16	31-Jan-30				
50	National Water Supply & Drainage Board	National Development Bank PLC				1,074.13	29-Sep-15	31-Dec-30				1,584.03
51	National Water Supply & Drainage Board	National Development Bank PLC				2,506.30	21-Feb-19	31-Dec-30				
52	National Water Supply & Drainage Board	Bank of Ceylon				1,015.00	28-Jan-16	30-Jul-30				1,257.18
53	National Water Supply & Drainage Board	Bank of Ceylon				485.03	22-Jan-21	30-Jul-30				





54	National Water Supply & Drainage Board	Bank of Ceylon				2,890.00	4-Mar-16	15-Sep-30				
55	National Water Supply & Drainage Board	Bank of Ceylon				847.66	29-Jan-21	15-Sep-30				2,895.47
56	National Water Supply & Drainage Board	Bank of Ceylon				948.00	4-Mar-16	15-Sep-30				980.83
57	National Water Supply & Drainage Board	Bank of Ceylon				33.00	16-Nov-20	15-Sep-30				
58	Telecommunications Regulatory Commission of Sri Lanka	Exim Bank of China	88.66			-	18-May-13	31-Jul-26	14.07			
59	National Water Supply & Drainage Board	Bank of Ceylon				3,014.83	29-Sep-15	31-Mar-30				6,605.82
60	National Water Supply & Drainage Board	Bank of Ceylon				3,936.67	24-May-16	31-Mar-30				
61	National Water Supply & Drainage Board	Bank of Ceylon				1,141.36	7-Oct-19	31-Mar-30				
62	National Water Supply & Drainage Board	Bank of Ceylon				300.00	29-Jul-16	31-Jan-31				292.46
63	National Water Supply & Drainage Board	Bank of Ceylon				454.79	21-Feb-19	31-Jan-31				
64	National Water Supply & Drainage Board	People's Bank				397.00	29-Jul-16	31-Jul-31				340.06
65	National Water Supply & Drainage Board	People's Bank				603.00	21-Feb-19	31-Jul-31				340.06
66	National Water Supply & Drainage Board	DFCC Bank				937.87	16-Aug-16	11-Jul-31				2,641.51
67	National Water Supply & Drainage Board	DFCC Bank				1,358.98	6-Nov-17	11-Jul-31				
68	National Water Supply & Drainage Board	DFCC Bank				829.40	4-Jan-19	11-Jul-31				
69	National Water Supply & Drainage Board	Bank of Ceylon	29.10			-	31-Aug-16	28-Feb-31				4,414.47
70	National Water Supply & Drainage Board	Bank of Ceylon	16.20			-	31-Aug-16	28-Feb-31				2,308.75
71	National Water Supply & Drainage Board	Exim Bank of India	164.90			-	28-Sep-16	28-Sep-31	91.67			
72	National Water Supply & Drainage Board	Exim Bank of India	91.80			-	28-Sep-16	28-Sep-31	60.80			





73	National Water Supply & Drainage Board	China Development Bank	48.77			-	9-Sep-16	20-Mar-32	150.08			
74	National Water Supply & Drainage Board	Bank of Ceylon	34.43			-	28-Nov-16	28-Nov-31				5,184.40
75	National Water Supply & Drainage Board	Hatton National Bank		23.42		-	9-Dec-16	14-Dec-30				3,055.02
76	National Water Supply & Drainage Board	People's Bank				560.97	13-Feb-17	13-Feb-32				560.97
77	Airport & Aviation Services (Sri Lanka) Limited	Hongkong & Shanghai Banking Co.Ltd.	44.14			-	1-Mar-17	1-Mar-32	29.50			
78	National Water Supply & Drainage Board	National Development Bank PLC				4,500.00	25-Jul-17	26-Jul-35				11,875.33
79	National Water Supply & Drainage Board	National Development Bank PLC				6,500.00	18-Feb-19	26-Jul-35				
80	National Water Supply & Drainage Board	National Development Bank PLC				4,000.00	16-Feb-21	26-Jul-35				
81	National Water Supply & Drainage Board	Bank of Ceylon	9.67			-	19-Oct-17	23-Oct-32				1,559.78
82	National Water Supply & Drainage Board	Bank of Ceylon	18.10			-	19-Oct-17	23-Oct-32				3,047.87
83	National Water Supply & Drainage Board	China Development Bank	13.70			-	21-Aug-17	21-Aug-42	40.41			
84	Road Development Authority	Sampath Bank				14,500.00	20-Dec-17	31-Dec-32				13,181.82
85	Ceylon Electricity Board	Asian Development Bank	90.00			-	29-Jun-17	15-May-41	49.11			
86	Ceylon Electricity Board	Asian Development Bank	150.00			-	10-Jul-17	15-Nov-41	105.07			
87	Road Development Authority	Bank of Ceylon				1,387.00	24-Jan-18	31-Jan-33				944.97
88	National Water Supply & Drainage Board	UniCredit Bank Austria AG		50.6		-	28-Mar-18	31-Aug-29		35.20		
89	National Water Supply & Drainage Board	People's Bank		7.62		-	6-Apr-18	10-Apr-33				1,192.49





90	State Development and Construction Corporation	Bank of Ceylon				1,126.81	8-Jun-18	11-Jun-33				990.60
91	State Engineering Corporation	Bank of Ceylon				1,280.26	30-Jun-18	30-Jun-33				1,999.99
92	State Engineering Corporation	Bank of Ceylon				719.74	22-Oct-18	30-Jun-33				
93	Ceylon Electricity Board	Asian Development Bank	160.00			-	22-Nov-17	15-Sep-37	131.29			
94	National Water Supply & Drainage Board	People's Bank				128.32	13-Jul-18	31-Jul-33				128.32
95	State Engineering Corporation	Bank of Ceylon				300.00	6-Aug-18	8-Aug-28				300.00
96	Road Development Authority	Bank of Ceylon				10,000.00	13-Aug-18	15-Aug-33				22,000.00
97	Road Development Authority	Bank of Ceylon				5,766.52	3-Sep-18	15-Aug-33				
98	Road Development Authority	Bank of Ceylon				4,150.00	11-Sep-18	15-Aug-33				
99	Road Development Authority	Bank of Ceylon				1,854.99	17-Sep-18	15-Aug-33				
100	Road Development Authority	Bank of Ceylon				228.49	9-Apr-19	15-Aug-33				
101	Ceylon Petroleum Corporation	People's Bank	7.73			-	31-Aug-18	15-Sep-31	6.57			
102	State Printing Corporation	People's Bank				185.00	7-Sep-18	15-Sep-23				9.20
103	Ceylon Shipping Corporation Ltd	People's Bank	71.91			-	7-Sep-18	3-Jun-34	53.49			
104	National Water Supply & Drainage Board	Bank of Ceylon				382.24	25-Sep-18	15-Sep-33				382.24
105	Building Materials Corporation Ltd	Bank of Ceylon				500.00	22-Oct-18	19-Oct-33				500.00





106	Road Development Authority	Bank of Ceylon				5,000.00	12-Dec-18	20-Dec-33				8,608.69
107	Road Development Authority	Bank of Ceylon				4,000.00	28-Dec-18	20-Dec-33				
108	National Water Supply & Drainage Board	ING Bank, NV of Netherlands		12.29		-	12-Dec-18	4-Jul-23		3.86		
109	National Water Supply & Drainage Board	ING Bank, NV of Netherlands		70.66		-	12-Dec-18	3-Oct-33		55.13		
110	Road Development Authority	DFCC Bank				5,000.00	14-Feb-19	12-Mar-34				4,782.61
111	Airport & Aviation Services (Sri Lanka) Limited	Hatton National Bank				4,000.00	22-Mar-19	21-Mar-34				4,000.00
112	Road Development Authority	Bank of Ceylon				10,000.00	4-Apr-19	15-Apr-34				22,916.66
113	Road Development Authority	Bank of Ceylon				5,000.00	7-May-19	15-Apr-34				
114	Road Development Authority	Bank of Ceylon				5,000.00	6-Jun-19	15-Apr-34				
115	Road Development Authority	Bank of Ceylon				5,000.00	21-Jun-19	15-Apr-34				
116	Ceylon Petroleum Corporation	China National Chemical Engineering No.14 Construction Co. Ltd	43.78			-	26-Jun-19	31-Jan-31	24.89			
117	Sri Lankan Airlines Limited	DB Trustees (Hong Kong) Limited	175.00			-	26-Jun-19	25-Jun-24	175.00			
118	Ceylon Electricity Board	Industrial And Commercial Bank of China Limited	41.97			-	2-Jul-19	23-Apr-26	26.53			
119	Ceylon Electricity Board	People's Bank				6,500.00	3-Mar-21	26-Jun-29				4,437.66
120	Ceylon Electricity Board	People's Bank				10,000.00	26-Mar-20	7-Apr-23				9,133.33
121	Sri Lanka Rupavahini Corporation	Bank of Ceylon				200.00	10-Jun-20	15-Jun-24				93.02





122	National Water Supply & Drainage Board	National Savings Bank				15,000.00	30-Jun-20	15-Jul-35				15,000.00
123	National Water Supply & Drainage Board	Bank of Ceylon				2,500.00	9-Jul-20	15-Jul-35				5,041.77
124	National Water Supply & Drainage Board	Bank of Ceylon				3,351.94	25-Aug-20	15-Jul-35				
125	General Sir John Kotelawala Defence University	National Savings Bank	44.00			26,907.85	23-Jul-20	17-Sep-33				35,463.29
126	National Water Supply & Drainage Board	People's Bank				2,874.69	31-Jul-20	15-Aug-35				1,462.84
127	National Water Supply & Drainage Board	Hatton National Bank				1,471.36	11-Feb-21	1-Jan-31				1,389.62
128	National Paper Corporation	People's Bank				40.00	22-Oct-20	31-Dec-25				25.38
129	Road Development Authority	National Savings Bank				10,000.00	22-Oct-20	30-Jun-35				10,000.00
130	Ceylon Electricity Board	National Savings Bank				5,000.00	26-Nov-20	15-Dec-28				5,000.00
131	National Water Supply & Drainage Board	National Savings Bank				15,000.00	9-Dec-20	15-Dec-35				15,000.00
132	Road Development Authority	People's Bank				10,000.00	30-Dec-20	31-Dec-35				10,000.00
133	Road Development Authority	National Savings Bank				1,541.38	30-Dec-20	01-Apr-34				1,541.38
134	Road Development Authority	National Savings Bank				325.86	30-Dec-20	01-Apr-32				325.86
135	Road Development Authority	National Savings Bank				1,178.22	30-Dec-20	01-Apr-34				1,178.22
136	Road Development Authority	National Savings Bank				1,510.58	30-Dec-20	01-Apr-34				1,510.58
137	Road Development Authority	National Savings Bank				2,538.76	30-Dec-20	01-Apr-34				2,538.76
138	Road Development Authority	National Savings Bank				1,214.30	30-Dec-20	01-Apr-34				1,214.30
139	Road Development Authority	National Savings Bank				1,062.50	30-Dec-20	01-Apr-32				1,062.50
140	Road Development Authority	National Savings Bank				1,196.73	30-Dec-20	01-Apr-34				1,196.73
141	Road Development Authority	National Savings Bank				2,556.02	30-Dec-20	01-Apr-34				2,556.02





142	Road Development Authority	National Savings Bank				2,935.67	30-Dec-20	01-Apr-34				2,935.67
143	Road Development Authority	National Savings Bank				5,217.03	30-Dec-20	01-Apr-34				5,217.03
144	Road Development Authority	National Savings Bank				1,350.00	30-Dec-20	01-Apr-34				1,350.00
145	Road Development Authority	National Savings Bank				2,397.94	30-Dec-20	01-Apr-34				2,397.94
146	Road Development Authority	National Savings Bank				677.25	30-Dec-20	01-Apr-34				677.25
147	Road Development Authority	National Savings Bank				1,113.19	30-Dec-20	01-Apr-34				1,113.19
148	Road Development Authority	National Savings Bank				947.84	30-Dec-20	01-Apr-34				947.84
149	Road Development Authority	National Savings Bank				713.50	30-Dec-20	01-Apr-35				713.50
150	Road Development Authority	National Savings Bank				1,279.16	30-Dec-20	01-Apr-35				1,279.16
151	Road Development Authority	National Savings Bank				1,718.35	30-Dec-20	01-Apr-35				1,718.35
152	Road Development Authority	National Savings Bank				1,451.49	30-Dec-20	01-Apr-35				1,451.49
153	Road Development Authority	National Savings Bank				319.76	30-Dec-20	01-Apr-35				319.76
154	Road Development Authority	National Savings Bank				1,059.03	30-Dec-20	01-Apr-34				1,059.03
155	Road Development Authority	National Savings Bank				787.27	30-Dec-20	01-Apr-34				787.27
156	Road Development Authority	National Savings Bank				1,229.27	30-Dec-20	01-Apr-35				1,229.27
157	Road Development Authority	National Savings Bank				744.83	30-Dec-20	01-Apr-34				744.83
158	Road Development Authority	National Savings Bank				1,108.00	30-Dec-20	01-Apr-35				1,108.00
159	Road Development Authority	National Savings Bank				11,200.00	30-Dec-20	1-Apr-35				11,200.00





160	Road Development Authority	National Savings Bank				7,500.00	30-Dec-20	1-Apr-35				7,500.00
161	Road Development Authority	Bank of Ceylon				10,000.00	5-Jan-21	1-Jan-36				10,000.00
162	National Water Supply & Drainage Board	Commercial Bank				968.36	20-Jan-21	15-Jul-29				815.01
163	National Water Supply & Drainage Board	Hatton National Bank				6,046.03	10-Feb-21	1-Jul-31				5,727.82
164	National Water Supply & Drainage Board	National Savings Bank				710.61	11-Feb-21	31-May-29				663.24
165	Road Development Authority	National Savings Bank				5,000.00	19-Feb-21	20-Feb-36				10,000.00
166	Road Development Authority	National Savings Bank				5,000.00	15-Mar-21	20-Feb-36				
167	Ceylon Electricity Board	National Savings Bank				2,500.00	24-Feb-21	31-Dec-22				-
168	Bank of Ceylon & People's Bank	Asian Infrastructure Investment Bank (AIIB)	180.00			-	21-Mar-21	21-Mar-27	180.00			
169	Road Development Authority	Bank of Ceylon				10,000.00	9-Jun-21	10-Jun-36				10,000.00
170	National Paper Corporation	People's Bank				100.00	25-Jun-21	30-Jun-26				58.25
171	Road Development Authority	National Savings Bank				3,250.00	15-Jul-21	15-Jul-36				3,250.00
172	Road Development Authority	National Savings Bank				10,000.00	29-Jul-21	30-Jul-36				10,000.00
173	Northsea Limited	Sri Lanka Savings Bank				60.00	22-Sep-21	15-May-26				60.00
174	Ceylon Fisheries Corporation	Bank of Ceylon				50.00	28-Sep-21	31-Mar-22				8.62
175	Road Development Authority	National Savings Bank				10,000.00	13-Oct-21	11-Oct-36				10,000.00
176	Road Development Authority	Bank of Ceylon				12,950.38	1-Nov-21	1-Nov-36				360.66
177	Road Development Authority	National Savings Bank				11,800.00	9-Nov-21	11-Oct-36				11,800.00
178	Road Development Authority	Bank of Ceylon				11,000.00	12-Nov-21	25-Jun-35				11,000.00





179	Road Development Authority	Bank of Ceylon				14,000.00	12-Nov-21	14-Jul-35				14,000.00
180	Road Development Authority	People's Bank				17,000.00	12-Nov-21	15-Jul-35				25,000.00
181	Road Development Authority	People's Bank				8,000.00	12-Nov-21	25-Aug-35				
182	Janatha Estates Development Board	Bank of Ceylon				200.00	25-Nov-21	2-Dec-26				169.05
183	Techno Park Development Company Private Limited	National Savings Bank				750.00	30-Nov-21	29-Nov-26				750.00
184	National Water Supply & Drainage Board	National Savings Bank				2,000.00	2-Dec-21	31-May-36				2,000.00
185	Ceylon Fisheries Corporation	Bank of Ceylon				100.00	3-Dec-21	15-Aug-22				150.00
186	Ceylon Fisheries Corporation	Bank of Ceylon				100.00	29-Dec-21	15-Oct-22				
187	Northsea Limited	Bank of Ceylon				8.63	4-Jan-22	31-Dec-22				8.63
188	Road Development Authority	Bank of Ceylon				1,784.36	10-Jan-22	31-Mar-30				1,433.67
189	Road Development Authority	Bank of Ceylon				2,063.00	10-Jan-22	31-Mar-30				1,604.17
190	Road Development Authority	Bank of Ceylon				2,007.64	10-Jan-22	31-Mar-30				1,565.50
191	Road Development Authority	Bank of Ceylon				315.56	10-Jan-22	31-Mar-34				1,378.00
192	Road Development Authority	Bank of Ceylon				1,413.16	10-Jan-22	31-Mar-32				
193	Road Development Authority	Bank of Ceylon				354.58	10-Jan-22	31-Mar-32				1,473.59
194	Road Development Authority	Bank of Ceylon				1,494.31	10-Jan-22	31-Mar-32				
195	Road Development Authority	Bank of Ceylon				670.75	10-Jan-22	31-Mar-32				3,061.52
196	Road Development Authority	Bank of Ceylon				3,139.25	10-Jan-22	31-Mar-32				
197	Road Development Authority	Bank of Ceylon				385.64	10-Jan-22	31-Mar-32				1,599.96
198	Road Development Authority	Bank of Ceylon				1,636.31	10-Jan-22	31-Mar-32				





199	Road Development Authority	Bank of Ceylon				299.25	10-Jan-22	31-Mar-32				
200	Road Development Authority	Bank of Ceylon				1,363.75	10-Jan-22	31-Mar-32				1,330.00
201	Road Development Authority	Bank of Ceylon				3,330.95	10-Jan-22	31-Mar-32				2,716.93
202	Road Development Authority	Bank of Ceylon				2,173.92	10-Jan-22	31-Mar-32				1,761.35
203	Road Development Authority	Bank of Ceylon				1,253.93	10-Jan-22	31-Mar-34				987.57
204	Road Development Authority	Bank of Ceylon				2,249.99	10-Jan-22	31-Mar-34				1,707.99
205	Road Development Authority	Bank of Ceylon				1,894.95	10-Jan-22	31-Mar-34				1,671.11
206	Road Development Authority	Bank of Ceylon				2,123.65	10-Jan-22	31-Mar-35				1,884.57
207	Road Development Authority	Bank of Ceylon				242.54	10-Jan-22	31-May-35				
208	Road Development Authority	Bank of Ceylon				1,567.46	10-Jan-22	31-May-35				1,045.18
209	Techno Park Development Company Private Limited	People's Bank				750.00	29-Mar-22	28-Feb-29				750.00
210	State Engineering Corporation	Bank of Ceylon				100.00	30-Mar-22	15-May-23				100.00
211	Northsea Limited	Bank of Ceylon				30.00	30-May-22	20-May-24				28.77
212	Sri Lankan Airlines Limited	People's Bank	7.50			-	16-Jun-22	7-May-23				1,387.50
213	Sri Lankan Airlines Limited	Bank of Ceylon	5.00				16-Jun-22	15-May-23	5.00			
214	Sri Lankan Airlines Limited	Bank of Ceylon	30.00			-	4-Jul-22	15-Jul-23	-			
215	Sri Lankan Airlines Limited	People's Bank	30.00			-	4-Jul-22	31-Jul-23				1,244.90
216	Regional Development Bank	Asian Development Bank	50.00			-	14-Jun-19	30-Nov-31	50.00			
217	Ceylon Electricity Board	Hatton National Bank	12.30			-	15-Jul-13	-	3.62			





218	Sri Lanka Insurance Corporation	Sri Lanka Insurance Corporation	12.00			-	19-Aug-22	24-Sep-23	12.00			
219	Litro Gas Lanka Limited	Bank of Ceylon				8,000.00	8-Sep-22	31-Dec-23				-
220	State Printing Corporation	People's Bank				1,165.00	27-Sep-22	15-Sep-24				807.73
221	National Water Supply & Drainage Board	China Development Bank	102.54			-	4-Oct-17		35.64			
222	Sri Lankan Airlines Limited	People's Bank				1,351.90	14-Nov-22	11-Nov-23				1,351.89
223	Sri Lankan Airlines Limited	People's Bank	5.38			-	14-Nov-22	11-Nov-23	5.38			
224	Lanka Sathosa Limited	People's Bank				2,241.00	18-Nov-22	31-Dec-23				2,237.46
225	Sri Lanka State Plantation Corporation	People's Bank				100.00	4-Jan-23	15-Oct-23				90.00
226	Lanka Coal Company (Pvt) Ltd	Bank of Ceylon				22,000.00	4-Jan-23	22-Oct-23				12,000.00
227	Lanka Coal Company (Pvt) Ltd	Bank of Ceylon				27,500.00	27-Jan-23	27-Jan-24				
228	Lanka Coal Company (Pvt) Ltd	People's Bank				500.00	18-Nov-22	31-Aug-23				-
229	Paddy Marketing Board	Bank of Ceylon				500.00	27-Jan-23	15-Apr-23				459.70
230	Paddy Marketing Board	People's Bank				760.75	27-Jan-23	15-May-23				759.08
231	Ceylon Electricity Board	Bank of Ceylon				4,780.00	30-Jan-23	28-Feb-24				4,760.00
232	Ceylon Petroleum Corporation	Bank of Ceylon				100,000.00	20-Mar-23	31-Dec-23				40,500.88
Total in Issued Currency			1,823.27	164.59	74,397.00	708,913.95			1,267.50	94.19	16,020.00	583,933.37
CBSL Exchange Rates – As at 31.03.2023			336.0123	366.7120	2.5302				336.01	366.71	2.53	
Total in Rupees			612,642	60,359	188,239	708,914			425,894.92	34,540.60	40,533.80	583,933.37
Grand Total						1,570,154.07						1,073,902.70



Table 12: The Outstanding List of Letter of Comforts Issued by the General Treasury up to 31.03.2023

S. No.	Name of Institution	Name of the Bank or Institution	USD million	LC Amount in Rs. Mn.	Date of Issue	Date of Expiry	Outstanding Amount - Capital as at 31.03.2023			
							USD Mn.	Euro Mn.	J.Yen Mn.	Rs. Mn.
1	Co-operative Wholesale Establishment	Paddy Marketing Board		440.00	11-Jan-17	11-Jan-18				440.00
2	Co-operative Wholesale Establishment	Paddy Marketing Board		440.00	1-Mar-17	22-Feb-18				289.60
3	Bank of Ceylon and Peoples Bank	Export Development Board		60.00	29-Mar-18	31-Mar-25				60.00
4	Lanka Sathosa Limited	People's Bank		3,000.00	7-Oct-19	31-Dec-24				1,050.00
5	Mihin Lanka Limited	Bank of Ceylon	2.50	-	9-Dec-21	31-Dec-22	2.50			
6	Mihin Lanka Limited	People's Bank	2.50	-	9-Dec-21	31-Dec-22	2.50			
7	Mihin Lanka Limited	Bank of Ceylon		1,650.00	9-Dec-21	31-Dec-22				1,650.00
8	Mihin Lanka Limited	People's Bank		1,650.00	9-Dec-21	31-Dec-22				1,560.90
9	Mihin Lanka Limited	Bank of Ceylon	2.50	-	9-Dec-21	31-Dec-22	2.50			
10	Mihin Lanka Limited	People's Bank	2.50	-	9-Dec-21	31-Dec-22	2.50			
11	Sri Lankan Air Lines Limited	Bank of Ceylon		12,900.00	30-Jun-22	30-Jun-23				12,900.00
12	Sri Lankan Air Lines Limited	People's Bank		13,350.00	30-Jun-22	30-Jun-23				13,350.00
13	Sri Lankan Air Lines Limited	Bank of Ceylon	42.50	-	10-Oct-22	7-Oct-23	42.50			
14	Sri Lankan Air Lines Limited	People's Bank	42.50	-	10-Oct-22	7-Oct-23	42.50			
15	Lanka Sathosa Limited	People's Bank		3,000.00	18-Nov-22	31-Dec-23				2,113.48
16	Sri Lankan Air Lines Limited	Bank of Ceylon	32.50	-	30-Dec-22	31-Dec-23	32.50			
17	Sri Lankan Air Lines Limited	People's Bank	32.50	-	30-Dec-22	31-Dec-23	32.50			



18	Sri Lankan Air Lines Limited	Bank of Ceylon	25.00	-	17-Feb-23	21-Feb-24	25.00			
19	Sri Lankan Air Lines Limited	People's Bank	25.00	-	17-Feb-23	21-Feb-24	25.00			
	Total in Issued Currency		210.00	36,490.00			210.00	-	-	33,413.98
	CBSL Exchange Rates - As at 31.03.2023		336.0123				336.0123			
	Total in Rupees		70,562.58	36,490.00			70,562.58	-	-	33,413.98
	Grand Total			107,052.58						103,976.56

