

2022 වර්ෂය - සිව්වන කාර්තුව

මහා පරිමාණ සංවර්ධන ව්‍යාපෘතිවල ප්‍රගතිය

2022ம் வருடம் - நாலாவது காலாண்டு

பாரிய அளவிலான அபிவிருத்தி கருத்திட்டங்களின் முன்னேற்றங்கள்

**Progress of Mega Scale Development Projects**

**Fourth Quarter – Year 2022**

ව්‍යාපෘති කළමනාකරණ හා අධීක්ෂණ දෙපාර්තමේන්තුව

கருத்திட்ட முகாமைத்துவம் மற்றும் கண்காணிப்புத் திணைக்களம்

Department of Project Management and Monitoring

මහා පරිමාණ සංවර්ධන ව්‍යාපෘතිවල ප්‍රගතිය  
2022 වර්ෂය - සිව්වන කාර්තුව

සංවර්ධන ආයෝජනයන්හි ප්‍රතිඵල, අපේක්ෂිත කාලය තුළ ජනනය කිරීමේ අරමුණින්, ව්‍යාපෘති කළමනාකරණ හා අධීක්ෂණ දෙපාර්තමේන්තුව විසින් මහා පරිමාණ සංවර්ධන ව්‍යාපෘතිවල ප්‍රගතිය සමාලෝචනය කිරීම තුළින් එළඹී නිරීක්ෂණ හා යෝග්‍ය නිර්දේශ, සුදුසු ප්‍රතිපත්තිමය හා උපායමාර්ගික තීරණ ගැනීම සඳහා කාර්තුවය වශයෙන් අමාත්‍ය මණ්ඩලය වෙත ඉදිරිපත් කෙරේ. ඒ අනුව, එක් එක් රේඛීය අමාත්‍යාංශ විසින් වාර්තා කරන ලද සංවර්ධන ව්‍යාපෘතීන්හි කාර්යයසාධන තොරතුරු හා දත්ත මත පදනම්ව සකස් කළ 2022 වර්ෂයේ සිව්වන වන කාර්තුව දක්වා වූ එම ව්‍යාපෘතීන්හි සම්පූර්ණ ප්‍රගතිය මෙම වාර්තාව මගින් ඉදිරිපත් කර ඇත.

ව්‍යාපෘති කළමනාකරණ හා අධීක්ෂණ දෙපාර්තමේන්තුව  
මුදල්, ආර්ථික ස්ථායීකරණ සහ ජාතික ප්‍රතිපත්ති අමාත්‍යාංශය

## හැඳින්වීම

2022 වර්ෂාවසානය වන විට රේඛීය අමාත්‍යාංශ යටතේ සමස්ත ආයෝජනය රුපියල් ට්‍රිලියන 5.8 ක් වූ මහා පරිමාණ සංවර්ධන ව්‍යාපෘති 261 ක් ක්‍රියාත්මක විය. කොවිඩ් -19 වසංගත තත්ත්වය සමනය වෙමින් පැවතියද අර්බුදකාරී ආර්ථිකයේ සංකීර්ණ ගැටළු හමුවේ මෙම ව්‍යාපෘති සමුච්චයේ ක්‍රියාකාරීත්වය සිව්වන කාර්තුව තුළ ද අභියෝගාත්මක විය. එබැවින්, 2030 දක්වා විවිධ වර්ෂයන්හි නිම කිරීමට සැලසුම් කර ඇති මහා පරිමාණ සංවර්ධන ව්‍යාපෘති හරහා එක් එක් රේඛීය අමාත්‍යාංශ විසින් ජනතාවට ලබා දීමට එකඟ වූ ප්‍රතිලාභ අපේක්ෂිත කාලය තුළ අත්කර දීම අතිශයින්ම අසීරු කාර්යයකි. විශේෂයෙන් ම සමාලෝචිත කාර්තුව තුළ දක්නට ලැබුණු ව්‍යාපෘතිවල සුමට ක්‍රියාකාරීත්වයට සාමාන්‍යමය බලපෑමක් ඇති කෙරෙන තීරණාත්මක සාධකයන්වන ද්විපාර්ශවික මූල්‍යාධාර සැපයුම්කරුවන් විසින් අරමුදල් සැපයීම තාවකාලිකව අත්හිටුවීම, ප්‍රාග්ධන අරමුදල් ප්‍රවාහය ජනතා මූලික අවශ්‍යතා සපුරාලීම අරමුණු කර ගනිමින් පුනරාවර්තන වියදම් වෙනුවෙන් යෙදවීමට සිදුවීම, දෛනික විදුලි කප්පාදුව, රට තුළ උද්ගත වූ විදේශ විනිමය අර්බුදය මත පැන නැගුණු ආනයන සීමා වීම් හා එමඟින් වූ අමුද්‍රව්‍ය හිඟතාවය, ඉන්ධන හිඟය මෙන්ම නිෂ්පාදන පිරිවැය ඉහළ යාම මත ව්‍යාපෘතිවල ඇස්තමේන්තුගත පිරිවැය අසීමාන්තික ලෙස ඉහළ යාම මෙම තත්ත්වය වඩාත් තහවුරු කරයි.

## 2022 සිව්වන කාර්තුව දක්වා වූ මූල්‍ය උපයෝජනය

2022 වර්ෂයේ මහා පරිමාණ සංවර්ධන ව්‍යාපෘති 261 සඳහා වෙන් කරන ලද ප්‍රතිපාදනය දළ වශයෙන් රු. බිලියන 796 වූ අතර වර්ෂාවසානය වන විට සමස්ත මූල්‍ය උපයෝජනය රු. බිලියන 604 ක්, එනම් 76% කි. තෙවන කාර්තුව වන විට 25% ක් ව පැවති දේශීය අරමුදල් උපයෝජනය සිව් වන කාර්තුවේදී 93% ක් දක්වා ඉහළ යාම මෙම සමස්ත මූල්‍ය උපයෝජනයට වැඩි දායකත්වයක් ලබා දී ඇත. තවද, දීර්ඝ කාලීනව නොගෙවූ රු.බි. 132 ක්වූ හිඟ බිල්පත් වලින් සමාලෝචිත කාර්තුව තුළ රු.බි. 39 (30%) ක් පමණ ගෙවීම් කිරීමට හැකි වීමද මෙම මූල්‍ය ප්‍රගතියට හේතුවක් වී ඇත.

දේශීය ණය මත ක්‍රියාත්මක වන ව්‍යාපෘති සඳහා වෙන් කළ ප්‍රතිපාදනයෙන් උපයෝජනය කර ඇත්තේ 20% ක් පමණක් වන අතර දේශීය බැංකු මඟින් ණය වාරික නිදහස් නොකිරීම මේ සඳහා හේතු වී ඇත. පැවති ආර්ථික අභියෝග හා සලකා බැලෙන විට වර්ෂයේ මූල්‍ය උපයෝජනය සැලකිය යුතු ප්‍රගතියක් පැවති බව නිරීක්ෂණය කෙරේ.

කෙසේ වුවද, විදේශ ණය මත ක්‍රියාත්මක වන තෝරාගත් ව්‍යාපෘතිවල ප්‍රාග්ධන අරමුදල් ප්‍රවාහය ආර්ථික අර්බුදයේ බලපෑම අවම කිරීම සහ සමාජ ස්ථාවරත්වය යළි ඇති කිරීම සඳහා ප්‍රතිඅරමුණුගත කර අත්‍යාවශ්‍ය පුනරාවර්තන වියදම්වන පොහොර සහනාධාර වැඩසටහන, අත්‍යාවශ්‍ය ඖෂධ සහ ඉන්ධන මිලදී ගැනීම, පාසල් ළමුන් සඳහා දිවා ආහාර සැපයීමේ වැඩසටහන වැනි ප්‍රමුඛ වැඩසටහන් සඳහා දළ වශයෙන් රු.බි. 175 ක පිරිවැයක් දරා ඇති බැවින් මෙම මූල්‍ය ප්‍රගතිය තුළින් සංවර්ධන ව්‍යාපෘතිවලින් අපේක්ෂිත ප්‍රතිලාභ ජනනය වූ බවට නිගමනය කිරීම අසීරු වේ.

**වගුව 01: මූල්‍යනය අනුව මහා පරිමාණ ව්‍යාපෘති වර්ගීකරණය හා ප්‍රගතිය**

මූල්‍යන මූලාශ්‍රය	ව්‍යාපෘති ගණන	2022 ප්‍රතිපාදන (රු.බි.)	2022.12.31දිනට		
			සත්‍ය වියදම (රු.බි.)	මූල්‍ය ප්‍රගතිය (%)	අතැති බිල්පත් (රු.බි.)
දේශීයඅරමුදල්	130	149.4	139.1	93.1	44.3
දේශීයණය	08	16.4	3.3	20.12	11.4
විදේශීයණය	109	625.0	459.7	73.5	37.4
විදේශීයප්‍රදාන	14	4.9	1.8	36.7	-
<b>එකතුව</b>	<b>261</b>	<b>795.7</b>	<b>603.9</b>	<b>75.9</b>	<b>93.1</b>

**ගෙවිය යුතු බිල්පත්**

2022 සිව් වන කාර්තුව වන විට රු.බි. 93 ක බිල්පත් ගෙවීමට පවතින අතර එයින් රු.බි. 37 ක් විදේශ ණය මූල්‍යනය යටතේ ක්‍රියාත්මක කෙරෙන ව්‍යාපෘති සඳහා වේ. එහි 2022.12.31 දිනට තොරතුරු ඇතුළත් වගුව පහත පරිදි වේ.

**වගුව 2: විදේශ ණය මූල්‍යනය යටතේ ක්‍රියාත්මක කෙරෙන ව්‍යාපෘතිවල ගෙවිය යුතු පවතින බිල්පත්**

#	සංවර්ධන පාර්ශවකරුවන්	ව්‍යාපෘති සංඛ්‍යාව	බිල්පත් ප්‍රමාණය (රු.මි.)
1	ආසියානු සංවර්ධන බැංකුව (ADB)	07	1,522
2	ලෝක බැංකුව (WB)	09	13,697
3	AFD සංවර්ධනය සඳහා වන ප්‍රංශ නියෝජිතායතනය	03	21
4	ආසියානු යටිතල පහසුකම් ආයෝජන බැංකුව (AIIB)	02	488
5	චීන සමූහාණ්ඩුව (China)	02	10,546
6	ප්‍රංශය (France)	01	283
7	හන්ගේරියාව (Hungary)	01	180
8	කෘෂිකාර්මික සංවර්ධනය සඳහා වන ජාත්‍යන්තර අරමුදල (IFAD)	01	40
9	ඉන්දියාව (India)	02	1,788
10	ජපාන අන්තර්ජාතික සහයෝගිතා ආයතනය (JICA)	07	4,749
11	කොරියාව (Korea)	01	500
12	කුවේට් අරමුදල (Kuwait Fund)	02	511
13	බනිජ තෙල් අපනයනය කරන රටවල සංවිධානය (OPEC)	04	1,735
14	සෞදි අරමුදල (Saudi Fund)	03	1,181
15	ස්පාඤ්ඤය (Spain)	01	218
	<b>එකතුව</b>	<b>46</b>	<b>37,459</b>

විදේශ ණය මගින් ක්‍රියාත්මක වන ව්‍යාපෘති වල නිම කළ වැඩ වෙනුවෙන් රු. බිලියන 37 ක හිඟ බිල්පත් පියවීමට පවතින අතර එයින් ඉහළ ම අගයක් ගෙන ඇත්තේ ලෝක බැංකුව, චීන සමූහාණ්ඩුව හා ජපාන අන්තර්ජාතික සහයෝගීතා ආයතනය යන සංවර්ධන පාර්ශවීය ආයතනයන් මගින් මූල්‍යනය කරනු ලබන ව්‍යාපෘති සඳහා වේ. ණය වාරික නිදහස් කිරීම මේ වන විට අත්හිටුවා නොමැති වුවද වැඩිම හිඟ බිල්පත් වාර්තා වී ඇත්තේ ලෝක බැංකුව මගින් ක්‍රියාත්මක වන ව්‍යාපෘති සඳහා වන අතර මෙම ව්‍යාපෘති සඳහා සැලසුම් ගත පරිදි ණය වාරික නිදහස් කර ගැනීමට අවශ්‍ය පියවර ගනු ලැබුවේ නම් ව්‍යාපෘති වල විදේශ අරමුදල් ප්‍රවාහයේ සාමාන්‍ය බලපෑම අවම කර ගත හැකිව තිබුණි.

**භෞතික ප්‍රගතිය**

2022 වර්ෂයෙහි ප්‍රතිපාදනවලට සාපේක්ෂව ඉහළ මූල්‍ය උපයෝජනයක් වාර්තා වුවද, සමස්තයක් වශයෙන් සංවර්ධන ව්‍යාපෘතීන්හි භෞතික කාර්යය සාධනයෙහි දැඩි පසුගාමී ස්වභාවයක් නිරීක්ෂණය විය. සමාලෝචිත කාර්තුව තුළ කිසිදු භෞතික ප්‍රගතියක් අත්පත් කර නොගත් ව්‍යාපෘති 67 ක් වූ අතර එයින් 21 ක්ම ණය අරමුදල් යටතේ ක්‍රියාත්මක වන ව්‍යාපෘති විය. තවද, නිරාකරණය කරගත නොහැකි වූ ගැටළු හේතුවෙන් ව්‍යාපෘති 29 ක් අත්හිටුවා ඇත. මෙයට අමතරව තවත් සංවර්ධන ව්‍යාපෘති 192 ක් ම දැඩි අවධානයක් යොමු කළ යුතු ඉතාමත් දුර්වල මට්ටමක පවතින ව්‍යාපෘති ලෙස නිරීක්ෂණය විය. ඒ අනුව 2022 වර්ෂය අවසාන වනවිට ව්‍යාපෘති 261 අතුරින් සුමටව ක්‍රියාත්මක වන බවට වාර්තා වූයේ ව්‍යාපෘති 22 ක් ( 10%) පමණි.

සංවර්ධන ව්‍යාපෘතිවල සමාලෝචිත කාර්තුවෙහි භෞතික ප්‍රගතිය, සම්ප්‍රවේන භෞතික ප්‍රගතිය, ව්‍යාපෘති කාල කළමනාකරණය, මූල්‍ය කළමනාකරණය, අවදානම්/ගැටළු හඳුනා ගැනීම සහ නිරාකරණයට ගෙන ඇති ක්‍රියාමාර්ග යනා දී කරුණු සලකා බලා විශ්ලේෂණය කර බාණ්ඩ ගත කර ව්‍යාපෘති කාර්යය සාධනය සඳහා වර්ණ කේත ලබා දී ඇත. රේඛීය අමාත්‍යාංශ අනුව මහා පරිමාණ සංවර්ධන ව්‍යාපෘතිවල සිව්වන කාර්තුව අවසන් වන විට පැවති ප්‍රගතිය ඇමුණුම - A හි දක්වා ඇති අතර එහි සාරාංශය පහත දක්වා ඇත.

**වගුව 03: ප්‍රගතිය බාණ්ඩ අනුව ව්‍යාපෘති වර්ගීකරණය**

ප්‍රගති බාණ්ඩය	වර්ණ කේතය	ව්‍යාපෘති ගණන	
		තෙවන කාර්තුව	සිවුවන කාර්තුව
වැඩ අවසන් කළ	■	20	29
ඉතා සාර්ථකව ක්‍රියාත්මක වන	■	08	04
හොඳින් ක්‍රියාත්මක වන	■	24	18
මැදිහත්වීම් තුළින් අපේක්ෂිත ප්‍රගතිය අත්කරගත හැකි	■	37	18
විශේෂ අවධානය යොමුවිය යුතු	■	59	30
තීරණාත්මක ව්‍යාපෘති	■	95	133
අත්හිටුවා ඇති ව්‍යාපෘති	■	17	29

2022 වර්ෂයේ සිව්වන කාර්තුව අවසන් වනවිට සංවර්ධන ව්‍යාපෘති 109 ක ක්‍රියාකාරකම් නිම කර අවසන් ප්‍රතිලාභ ජනතාව වෙත ලබා දිය යුතුව තිබුණ ද, සත්‍ය වශයෙන්ම වැඩි අවසන් වී ඇත්තේ ව්‍යාපෘති 27 ක පමණි. එම ව්‍යාපෘති සංඛ්‍යාවෙන් ව්‍යාපෘති 6 ක්ම තම එකඟ වූ විෂය පථය අඩු කර වැඩි අවසන් කළ ව්‍යාපෘති වේ.

තවද, සමාලෝචිත කාර්තුව අවසාන වන විට ව්‍යාපෘති 49 ක කොන්ත්‍රාත් 5,716 ක ක්‍රියාකාරිත්වය අත්හිටුවා තිබීමද උණ ප්‍රගතියක් වාර්තා වීමට ප්‍රධාන වශයෙන් බලපා ඇත. විශේෂයෙන්ම එයින් කොන්ත්‍රාත් 5,505 ක්ම මාර්ග කිලෝ මීටර් 100,000 වැඩි දියුණු කිරීමේ ව්‍යාපෘතිය යටතේ ප්‍රදානය කර තිබිණි.

**වගු අංක 04 - ව්‍යාපෘතිවල අත්හිටවූ කොන්ත්‍රාත් පිළිබඳ තොරතුරු**

විස්තරය	කොන්ත්‍රාත් ගණන
රේඛීය අමාත්‍යාංශය විසින් තාවකාලිකව අත්හිටවූ	17
කොන්ත්‍රාත්කරු විසින් තාවකාලිකව අත්හිටවූ	89
රේඛීය අමාත්‍යාංශය විසින් කොන්ත්‍රාත්තුව අවසන් කළ	5,562
කොන්ත්‍රාත්කරු විසින් කොන්ත්‍රාත්තුව අවසන් කළ	18
අන්‍යෝන්‍ය එකඟතාවයෙන් කොන්ත්‍රාත්තුව අවසන් කළ	30
<b>එකතුව</b>	<b>5,716</b>

**සංවර්ධන ව්‍යාපෘති වලින් අපේක්ෂිත නිමවුම් හා ප්‍රතිලාභ**

2030 දක්වා විවිධ වර්ෂයන්හි නිම කිරීමට සැලසුම් කර ඇති දැනට ක්‍රියාත්මක වන සංවර්ධන ව්‍යාපෘතිවලින් ජනනය කළ යුතුව ඇති ප්‍රධාන නිමවුම් හා ප්‍රතිලාභ මෙන්ම 2022.12.31 දිනට ඒවායේ අත්පත් කරගත් ප්‍රගතිය පහත වේ.

වගු අංක 05- මහා පරිමාණ සංවර්ධන ව්‍යාපෘතිවල තෝරාගත් ප්‍රධාන නිමවුම් / ප්‍රතිලාභ

	නිමවුම	මිනුම් ඒකක	ඉලක්කය	නිම කිරීමේ මට්ටම		නිමවුම	මිනුම් ඒකක	ඉලක්කය	නිම කිරීමේ මට්ටම
1	ඉදි කරන ලද අධිවේගී මාර්ග	කි.මී	193	41	23	නාගරික ප්‍රජාවන් සඳහා නව නිවාස	සංඛ්‍යාව	21,616	14,850
2	ඉදි කරන ලද මහාමාර්ග	කි.මී	121	88	24	ග්‍රාමීය ප්‍රජාව සඳහා නව නිවාස	සංඛ්‍යාව	25,888	4,253
3	පිළිසකර කරන ලද මහාමාර්ග	කි.මී	782	411	25	ආපදා හේතුවෙන් නැවත පදිංචි කිරීමේ නව නිවාස ඒකක	සංඛ්‍යාව	7,213	1,688
4	ඉදි කරන ලද ග්‍රාමීය මාර්ග	කි.මී	100,766	6,333	26	වතු වැවිලි ප්‍රජාව සඳහා ඉදි කරන ලද නව නිවාස	සංඛ්‍යාව	4000	3846
5	ඉදි කරන ලද පාලම්	සංඛ්‍යාව	1,939	1,673	27	නැවත පදිංචි කරන ලද නිවාස ඒකක	සංඛ්‍යාව	3,683	123
6	ඉදි කරන ලද ගුවන් පාලම්	සංඛ්‍යාව	5	1	28	කුඩා පරිමාණ ව්‍යාපෘතියක ණය (SMEs)	සංඛ්‍යාව	66,043	37,099
7	මිලදී ගත් බස් රථ	සංඛ්‍යාව	608	0	29	සපයන ලද රෝහල් ඇදුන්	සංඛ්‍යාව	6,114	1,556
8	සංවර්ධනය කරන ලද වරාය පර්යන්ත	සංඛ්‍යාව	4	3	30	සපයන ලද රෝහල් ගිලන් රථ	සංඛ්‍යාව	135	60
9	ඉදි කරන ලද ගුවන් තොටුපලවල්	සංඛ්‍යාව	2	0	31	ස්ථාපිත වකුගඩු කාන්දු පෙරීමේ ඒකක	සංඛ්‍යාව	84	13
10	වැඩි දියුණු කරන ලද බලශක්ති උත්පාදන ධාරිතාවය	මෙගාවොට්	153.1	0	32	ඉදිකරන ලද රෝහල් ගොඩනැගිලි	සංඛ්‍යාව	952	533
11	ග්‍රාමීය විදුලි යෝජනා ක්‍රම	සංඛ්‍යාව	3	3	33	ඉදි කරන ලද විශේෂ පිලිකා ප්‍රතිකාර ඒකක	සංඛ්‍යාව	13	1
12	නව විදුලි බලාගාර	සංඛ්‍යාව	6	0	34	ඉදි කරන ලද නව හදිසි ප්‍රතිකාර ඒකක	සංඛ්‍යාව	118	19
13	සැපයුම් කරන ලද නව ජල සබඳතා	සංඛ්‍යාව	1,009,131	116,773	35	ඉදි කරන ලද ප්‍රධාන ජලාශ	සංඛ්‍යාව	13	3
14	ස්ථාපිත කාගරික ග්‍රාමීය ජලසම්පාදන යෝජනා ක්‍රම	සංඛ්‍යාව	178	88	36	ඉදි කරන ලද මධ්‍ය හා කුඩා පරිමාණ වැව්	සංඛ්‍යාව	3,159	957
15	ස්ථාපිත අපජල පවිත්‍රාගාර සහ පොම්පාගාර	සංඛ්‍යාව	75	25	37	ප්‍රතිසංස්කරණය කරන ලද මධ්‍ය හා කුඩා පරිමාණ වැව්	සංඛ්‍යාව	2,187	324
16	නව මලාපවහන සම්බන්ධතා	සංඛ්‍යාව	50,093	3,774	38	නැවත වහා කළ තේ ඉඩම්	හෙක්ටයාර	4,502	2,625
17	ජල පිරිපහදුකරණ ඒකක	සංඛ්‍යාව	34	30	39	නැවත වහා කළ රබර් ඉඩම්	හෙක්ටයාර	3,000	3,446
18	සන අපද්‍රව්‍ය ඒකක	සංඛ්‍යාව	24	0	40	ඉදි කරන ලද අලිවැට	කි.මී.	2,875	335
19	නව පාසල් ගොඩනැගිලි	සංඛ්‍යාව	187	15	41	ඉදිකරන ලද රජයේ නිලනිවාස	සංඛ්‍යාව	228	207
20	ඉදි කර කරන ලද ක්‍රීඩා සංකීර්ණ/ ක්‍රීඩා ගාර/ සින්තටික් ධාවන පථ	සංඛ්‍යාව	21	12	42	පොදු සනීපාරක්ෂක ඒකක	සංඛ්‍යාව	5,858	3,172
21	ඉදි කරන ලද/ ප්‍රතිසංස්කරණය කරන ලද මුල් ළමාවිය සංවර්ධන මධ්‍යස්ථාන / සම්පත් මධ්‍යස්ථාන	සංඛ්‍යාව	364	310	43	පොදු ළිං	කි.මී	2,215	568
22	ඉදි කරන ලද රසායනාගාර මධ්‍යස්ථාන	සංඛ්‍යාව	231	18	44	ග්‍රීඩ් උපපොළවල් (GSS) / ප්‍රාථමික ග්‍රීඩ් උප පොළවල්	සංඛ්‍යාව	25	16

**ගැටළු සහ විසඳුම්**

2022 වර්ෂයේ සිට වන කාර්තුව තුළ සුමටව ක්‍රියාත්මක වූ ව්‍යාපෘති 22 හැරුණුකොට විවිධ ගැටළු හේතුවෙන් ඉතිරි ව්‍යාපෘති සියල්ලම අපේක්ෂිත ඉලක්කයෙන් බැහැරවී ඇත. ඒ සඳහා ආර්ථික අර්බුදකාරී තත්ත්වය හේතු කොටගෙන උද්ගත වූ සංවර්ධන පාර්ශවකරුවන්ගේ ගැටළු, කොන්ත්‍රාත්කරුවන්ගේ මූල්‍ය ප්‍රවාහ ගැටළු, අමුද්‍රව්‍ය හිඟය හා අසීමිත ලෙස මිල ඉහළ යාම, උප කොන්ත්‍රාත්කරුවන්ගේ කාර්යසාධන දුර්වලතා මෙන්ම ප්‍රතිපාදන හා අග්‍රීම ලැබීම ප්‍රමාණවත් නොවීම ප්‍රධාන වශයෙන් බලපා ඇත.

**වගුව 06 - ව්‍යාපෘති ක්‍රියාකාරීත්වයට බලපා ඇති නොවිසඳුණු ගැටළු**

ගැටළුව	ව්‍යාපෘති සංඛ්‍යාව
තෙවන පාර්ශවීය අනුමැතීන් ලැබීමේ ප්‍රමාදයන්	38
ඉඩම් අත්පත් කර ගැනීමේ ප්‍රමාදයන්	25
කොන්ත්‍රාත්කරුවන්ගේ උණ කාර්යසාධනය	67
ඉදිකිරීම් අමුද්‍රව්‍ය හා ඉන්ධන හිඟය	23
ප්‍රසම්පාදන ආශ්‍රිත ගැටළු	24
මූල්‍ය ප්‍රතිපාදන සහ අග්‍රීම ලැබීමේ ප්‍රමාදයන්	98
මහජන විරෝධතා	04
විෂය පථය වෙනස්වීම්	16
විදේශ ණය වාරික නිදහස්කිරීම අත්හිටුවීම්	32

සමාලෝචිත කාර්තුව තුළ අවසන්කළ සංවර්ධන ව්‍යාපෘති සම්බන්ධයෙන් වන එක් විශේෂ නිරීක්ෂණයක් නම් ව්‍යාපෘති නිමැවුම හෝ ප්‍රතිලාභ ඉදිරියට පවත්වාගෙන යාම සඳහා අවශ්‍ය පහසුකම් හා නීතිමය රාමුව එම අමාත්‍යාංශයේ/ ආයතනයේ විෂය පථය යටතට නොගැනෙන අවස්ථා මෙන්ම ආයතනික පරමාර්ථ හා නොසැසඳෙන අවස්ථාද පැවතීමයි. “කොළඹ අගනගර ආශ්‍රිත සන අපද්‍රව්‍ය කළමනාකරණ ව්‍යාපෘතිය, මහ කොළඹ ජල හා අපජල කළමනාකරණ පද්ධතිය හා ජේරාදෙණිය විශ්ව විද්‍යාලයේ පිහිටවූ ජල පර්යේෂණ මධ්‍යස්ථානය” ආදිය නිදසුන් වේ. එවැනි සංවර්ධන ව්‍යාපෘති වල නිමැවුම් ආශ්‍රිත ඉදිරි ක්‍රියාකාරකම් පවත්වා ගෙන යාම සඳහා අවශ්‍ය අධිකාරි බලය, තාක්ෂණික දැනුම, මූල්‍ය හා භෞතික සම්පත් එම ආයතනයන් තුළ නොමැතිවීම හේතුවෙන් ව්‍යාපෘතිය අවසන් වුවත් ප්‍රතිලාභ ප්‍රජාව වෙත ලබාදිය නොහැකිව ඇති බව නිරීක්ෂණය කෙරේ. ව්‍යාපෘතියක කාර්යසාධක දර්ශක හා නිමැවුම් ඒවා ක්‍රියාවට නංවන අමාත්‍යාංශයේ පරමාර්ථ හා විෂයපථය සමග හෝ අදාලවන වෙනත් ආයතනයක කාර්යභාරය තුළ ඇතුළත් කෙරෙන පිළිගත් අන්තර් ආයතනික වැඩපිළිවෙලක් නොමැතිවීම එයට ප්‍රධාන හේතුව වී ඇත.

ව්‍යාපෘති ක්‍රියාත්මකකරණය සඳහා හිතකර නොවූ අර්බුදකාරී ආර්ථික පරිසරය තුළ උද්ගත වූ ගැටළු හා අභියෝග සම්බන්ධයෙන් ප්‍රායෝගික වූ ප්‍රතිපත්තිය තීරණ ගැනීමට කාලෝචිත උපායමාර්ගයක් ලෙස අමාත්‍ය මණ්ඩලය විසින් පත් කරන ලද “මහා පරිමාණ සංවර්ධන ව්‍යාපෘති



නැවත ක්‍රමෝපායකරණය සහ වේගවත් කිරීමේ (RAMP) කමිටුවෙහි ප්‍රවේශය ව්‍යාපෘතිවල ඉදිරි ක්‍රියාකාරිත්වය පිළිබඳ නිශ්චිත තීරණයන් ලබා දී ඇත.

එම කමිටුව විසින් 2022 වර්ෂය තුළ නිම කරන ලද ව්‍යාපෘති 29 ද ඇතුළුව මහා පරිමාණ සංවර්ධන ව්‍යාපෘති 260 ක් සමාලෝචනය කර ලබා දී ඇති තීරණවල සාරාංශය පහත වගුව මගින් දක්වා ඇති අතර අදාළ තීරණ මේ වන විටත් සියළුම අමාත්‍යාංශ ලේකම්වරුන් වෙත දන්වා යවා ඇත.

**වගුව 07 - මහා පරිමාණ සංවර්ධන ව්‍යාපෘති නැවත ක්‍රමෝපායකරණය සහ වේගවත් කිරීමේ (RAMP) කමිටුවෙහි තීරණ සාරාංශය**

	RAMP කමිටු තීරණය	ව්‍යාපෘති සංඛ්‍යාව
1	2022/2023 වසරවල දී සියළු ව්‍යාපෘති කටයුතු සම්පූර්ණයෙන්ම අවසන් කළ යුතු බව	63
2	සැලසුම් කර ඇති ආකාරයට සියළු ව්‍යාපෘති ක්‍රියාකාරකම් අඛණ්ඩව ක්‍රියාත්මක කළ යුතු බව	51
3	අවසන් අදියරේ පවතින ක්‍රියාකාරකම් සම්පූර්ණයෙන් ම නිම කර අනෙකුත් ක්‍රියාකාරකම් අත්හිටුවිය යුතු බව	07
4	විදේශ අරමුදල් සම්පාදනය නාවකාලිකව අත්හිටුවා ඇති බැවින් මන්දගාමීව ක්‍රියාත්මක කළ යුතු බව	08
5	ව්‍යාපෘති ක්‍රියාත්මක කිරීම ආරම්භක අවධියේ පවතින බැවින් ආර්ථිකය යථා තත්ත්වයට පත් වූ පසු නැවත ආරම්භ කිරීමේ පදනමින් අත්හිටුවිය යුතු බව	21
6	මහ ජනතාවට අවහිරතාවයක් විය හැකි අර්ධ වශයෙන් සිදුකර ඇති ක්‍රියාකාරකම්වලින් අඩු වියදම් ක්‍රමවේද අනුගමනය කරමින් නිල කළ හැකි කාර්යයන් අවසන් කර ඉතිරි සියළු ක්‍රියාකාරකම් නතර කළ යුතු බව	40
7	තෙවන පාර්ශව සමඟ සාකච්ඡා කර අදාළ තොරතුරු සහිතව යළි කමිටුව වෙත වාර්තා කළ යුතු බව	31
8	විෂයපථය ප්‍රතිව්‍යුහගත කර යළි කමිටුවට ඉදිරිපත් කළ යුතු බව	13
9	සියළු ව්‍යාපෘති කටයුතු සම්පූර්ණයෙන් ම නැවැත්විය යුතු බව	07

ඉහත ව්‍යාපෘති සමුච්චයෙහි උෞත කාර්යසාධනයන් තුළින් දැඩි ලෙස ගම්‍ය වන්නේ මහා පරිමාණ සංවර්ධන ව්‍යාපෘති 73 % ක් සඳහාම සිදු කළ ආයෝජනයන් ඵලදායී අයුරින් උපයෝජනය වී නොමැති බවයි. මෙම අයෝජනයන් බොහොමයක් කාලීන අවශ්‍යතාවයන් සපුරාලීමේ අහිලාශයෙන් හදුනාගත් ව්‍යාපෘතීන් වන අතර එම ව්‍යාපෘති දිගින් දිගටම ප්‍රමාද වීම තුළ ඒවායෙහි සංවර්ධන ප්‍රතිලාභ ඉලක්කගත ප්‍රජාවට භුක්ති විඳීමේ ඉඩ ප්‍රස්ථාවන් ඇහිරී ඇත. නිසි කල්හි ජනිත නොවන මෙම ප්‍රතිලාභයන්හි ඵලදායීතාවයද හීන වී ඇත. මෙම පසුගාමී තත්ත්වය සඳහා පසුගිය කාල වකවානුවෙහි රට තුළ පැවති අවිනිශ්චිතතාවයන් පමණක් නොව එම ව්‍යාපෘති ප්‍රතිඵල කාලීනව ජනිත කර ගැනීම අදාළ අමාත්‍යාංශයේ සෘජු වගකීමක් ලෙස නොසැලකීම ද හේතු වී ඇත.

එබැවින්, වර්තමානයේ පවතින ආර්ථික අර්බුදයෙහි සංකීර්ණත්වය සැලකිල්ලට ගනිමින් හා පවත්නා සීමාකාරී තත්ත්වයන්ට අනුගත වෙමින් ප්‍රධාන ආයෝජනයන්හි ප්‍රතිඵල, ඒ සඳහා අදාළ

ප්‍රධාන ගණන් දීමේ නිලධාරියාගේ වගකීම, ආයතනික ව්‍යුහය හා ව්‍යාපෘති ක්‍රියාත්මක කිරීමේ ක්‍රමවේදය සඳහා නව මානයකින් යුතු නිර්ණායකයන් සකස් කිරීම කාලීන අවශ්‍යතාවයක් වේ.

### නිර්දේශ

1. රේඛීය අමාත්‍යාංශ ස්ථාපිත කිරීමේ පරමාර්ථයන් ඒ යටතේ ක්‍රියාවට නංවන සංවර්ධන ආයෝජනයන් හරහා අත්පත් කර ගැනෙන බව හා ඒ සම්බන්ධ වගකීම එම ආයෝජන ක්‍රියාවට නැංවෙන රේඛීය අමාත්‍යාංශයේ තනතුරු ධුරාවලිය සමඟ බැඳී පවතින බවට තහවුරු කෙරෙන පරිදි සංවර්ධන ආයෝජනයන්හි ප්‍රධාන කාර්යසාධන දර්ශක (KPI) ද ඇතුළත් කර එක් එක් රේඛීය අමාත්‍යාංශ සඳහා ආයතනික ප්‍රතිඵල රාමු (Organizational Result Framework) සහ අන්තර් ආයතනික ආයෝජන ප්‍රතිඵල රාමුවක් (Inter Organizational Investment Result Framework) සකස් කිරීම.
2. දැනටමත් පිහිටුවා ඇති ජාතික මෙහෙයුම් මැදිරිය මගින් ඉහත 1 නිර්දේශයෙහි සඳහන් ප්‍රතිඵල අත්පත් කර ගැනීමේ ප්‍රගතිය අර්ධ වාර්ෂිකව සමාලෝචනය කර අවශ්‍ය නිර්දේශ හා යෝජනා ඉදිරිපත් කිරීම.

-----

**பாரிய அளவிலான அபிவிருத்தி கருத்திட்டங்களின்  
முன்னேற்றம்  
2022ம் ஆண்டு – நான்காவது காலாண்டு**

அபிவிருத்தி முதலீடுகளின் பிரதிபலன்களை, எதிர்பார்க்கப்பட்ட காலத்தினுள் உருவாக்கிக்கொள்வதன் நோக்கில், கருத்திட்ட முகாமைத்துவம் மற்றும் கண்காணிப்புத் திணைக்களத்தினால் பாரியளவிலான அபிவிருத்தி கருத்திட்டங்களின் முன்னேற்றத்தினை மீளாய்வு செய்வதனூடாக எழுந்த அவதானிப்புகள் மற்றும் உரிய விதப்புரைகள், பொருத்தமான கொள்கை ரீதியான மற்றும் மூலோபாய தீர்மானங்களை எடுப்பதற்காக காலாண்டடிப்படையில் அமைச்சரவைக்கு முன்வைக்கப்படுகின்றது. அதற்கமைய ஒவ்வொரு நிரல் அமைச்சுக்களின் மூலம் அறிக்கையிடப்பட்ட அபிவிருத்தி கருத்திட்டங்களின் செயற்றிறன் தகவல்கள் மற்றும் தரவுகளின் அடிப்படையில் தயாரிக்கப்பட்ட 2022ம் வருடத்தின் நான்காவது காலாண்டு வரையான அக்கருத்திட்டங்களின் ஒட்டுமொத்த முன்னேற்றங்கள் இவ்வறிக்கையினூடாக முன்வைக்கப்படுகின்றது

கருத்திட்ட முகாமைத்துவம் மற்றும் கண்காணிப்புத் திணைக்களம் நிதி, பொருளாதார உறுதிப்பாடு மற்றும் தேசிய கொள்கைகள் அமைச்சு

## அறிமுகம்

2022ம் வருட இறுதியாகும் போது நிரல் அமைச்சுக்களின் கீழ் ஒட்டுமொத்த முதலீட்டுப் பெறுமதி ரூ.5.8 டிரில்லியனை கொண்ட 261 பாரிய அளவிலான அபிவிருத்தி கருத்திட்டங்கள் செயற்படுத்தப்படுகின்றன. கொவிட் -19 வைரஸ் நிலைமை தணிந்தாலும் நெருக்கடியான பொருளாதாரத்தின் சிக்கலான பிரச்சினைகளுக்கு மத்தியில் இக் கருத்திட்டங்களின் செயற்படுத்தலானது நான்காவது காலாண்டினுள் சவாலான விடயமாக காணப்பட்டது. எனவே, 2030ம் ஆண்டு வரையில் வெவ்வேறு வருடங்களில் நிறைவு செய்வதற்கு திட்டமிடப்பட்டுள்ள பாரிய அளவிலான அபிவிருத்தி கருத்திட்டங்களினூடாக ஒவ்வொரு நிரல் அமைச்சுக்களினாலும் மக்களுக்கு வழங்குவதற்கு உடனட்பட்டுள்ள பிரதிபலன்களை எதிர்பார்க்கப்பட்ட காலத்தினுள் பெற்றுக்கொடுப்பது மிகவும் சிரமமான காரியமாகும். விசேஷமாக ஆய்வு செய்யப்பட்ட காலாண்டினுள் காணப்பட்ட கருத்திட்டங்களின் சுமுகமான செயற்பாட்டிற்கு எதிர்மறையான தாக்கத்தினை ஏற்படுத்தும் தீர்க்கமான காரணியான இருதரப்பு நிதி வழங்குநர்களால் நிதி வழங்குதல் தற்காலிகமாக இடைநிறுத்தப்பட்டுள்ளமை, பொது மக்களின் அடிப்படை தேவைகளை பூர்த்தி செய்வதனை நோக்கமாக கொண்டு மூலதன நிதிப்பாய்ச்சல் மீண்டெழும் செலவீனங்களுக்காக பயன்படுத்த வேண்டி ஏற்பட்டமை, தினசரி மின்வெட்டு, நாட்டினுள் எழுந்துள்ள அந்நிய செலாவணி நெருக்கடியினால் உருவாகிய இறக்குமதி கட்டுப்பாடு மற்றும் இதனால் ஏற்பட்ட மூலப்பொருள் தட்டுப்பாடு, எரிபொருள் தட்டுப்பாடு போன்றே உற்பத்தி செலவுகள் அதிகரிக்கப்பட்டமையினால் கருத்திட்டங்களின் மதிப்பிடப்பட்ட செலவினம் வரையறையற்ற விதத்தில் அதிகரித்துள்ளமை இந்நிலைமையினை மென்மேலும் உறுதிப்படுத்துகின்றன.

## 2022 நான்காவது காலாண்டு வரைக்குமான நிதி பயன்பாடு

2022ம் வருடத்தில் 261 பாரிய அளவிலான கருத்திட்டங்களுக்காக ஒதுக்கப்பட்ட நிதி ஒதுக்கீடு ஏறத்தாள 796 பில்லியன் ரூபாவாவதுடன் வருட இறுதியாகும் போது மொத்த நிதிப்பயன்பாடு 604 பில்லியன் ரூபாவாகும், அதாவது 76%. மூன்றாவது காலாண்டாகும் போது 25% ஆக காணப்பட்ட தேசிய நிதிப் பயன்பாடு நான்காவது காலாண்டாகும் போது 93% வரையில் அதிகரித்துள்ளமை இத்திரண்ட நிதி பயன்பாட்டிற்கு அதிக பங்களிப்பை வழங்கியுள்ளது. மேலும், நீண்டகாலமாக செலுத்தப்படாமல் இருந்த 132 பில்லியன் ரூபா பெறுமதியான நிலுவையிலுள்ள பட்டியல்களில் ஆய்வு செய்யப்படும் காலாண்டினுள் 39 பில்லியன் ரூபா (30%) அளவிலான கொடுப்பனவுகளை செலுத்தமுடிந்துள்ளமையும் இந்நிதி முன்னேற்றத்திற்கு காரணமாகும்.

உள்நாட்டு கடன் மூலம் செயற்படுத்தப்படும் கருத்திட்டங்களுக்காக ஒதுக்கப்பட்ட நிதியில் 20% மட்டுமே பயன்படுத்தப்பட்டுள்ளதுடன் உள்நாட்டு வங்கிகளினூடாக கடன் தவணை விடுவிக்கப்படாமையே இதற்கான காரணமாகும். நிலவுகின்ற பொருளாதார

சவால்களை கருத்திற்கொள்ளும் போது வருடத்தின் நிதி பயன்பாட்டில் குறிப்பிடத்தக்க முன்னேற்றம் இருந்துள்ளமையை அவதானிக்க முடிகின்றது.

எவ்வாறாயினும், வெளிநாட்டு கடன் மூலம் செயற்படுத்தப்படும் தெரிவு செய்யப்பட்ட கருத்திட்டங்களின் மூலதன நிதிப்பாய்ச்சலை பொருளாதார நெருக்கடியின் பாதிப்பினை குறைத்தல் மற்றும் சமூக நிலைப்பாட்டினை மீள ஏற்படுத்துவதற்காக குறிக்கோள்களை மறு சீரமைத்து அத்தியாவசிய மீண்டெழும் செலவீனமான உரமானிய திட்டம், அத்தியாவசிய மருந்து பொருட்கள் மற்றும் எரிபொருள் கொள்வனவு செய்தல், பாடசாலை பிள்ளைகளுக்கான மதிய உணவு வழங்கும் வேலைத் திட்டம் ஆகிய முன்னுரிமை திட்டங்களுக்காக ஏறத்தாள 175 பில்லியன் ரூபா செலவிடப்பட்டுள்ளதனால் இந்நிதி முன்னேற்றத்தினூடாக அபிவிருத்தி கருத்திட்டங்களின் மூலம் எதிர்பார்க்கப்பட்ட பிரதிபலன்கள் உருவாக்கப்பட்டுள்ளதென உறுதிப்படுத்திக்கொள்வது கடினமாகும்

**அட்டவணை 01: நிதியீடு அடிப்படையில் பாரியளவிலான கருத்திட்டங்களை வகைப்படுத்தல் மற்றும் அவற்றின் முன்னேற்றங்கள்**

நிதி ஆதாரங்கள்	கருத்திட்டங்களின் எண்ணிக்கை	2022 நிதி ஒதுக்கீடு (ரூ.பில்.)	2022.12.31ந் திகதியில்		
			உண்மைச் செலவினம் (ரூ.பில்.)	நிதி முன்னேற்றம்(%)	கையிலுள்ள பட்டியல் (ரூ.பில்.)
உள்நாட்டு நிதி	130	149.4	139.1	93.1	44.3
உள்நாட்டு கடன்	08	16.4	3.3	20.12	11.4
வெளிநாட்டு கடன்	109	625.0	459.7	73.5	37.4
வெளிநாட்டு உதவி	14	4.9	1.8	36.7	-
<b>மொத்தம்</b>	<b>261</b>	<b>795.7</b>	<b>603.9</b>	<b>75.9</b>	<b>93.1</b>

**செலுத்தபட வேண்டிய பட்டியல்கள்**

2022ம் ஆண்டின் நான்காவது காலாண்டாகும் போது 93 பில்லியன் ரூபா பெறுமதியான பட்டியல்கள் செலுத்தப்பட வேண்டியுள்ளதுடன் அவற்றுள் 37 பில்லியன் ரூபா வெளிநாட்டு நிதிக்கடனின் கீழ் செயற்படுத்தப்படும் கருத்திட்டங்களுக்காகவாகும். இது 31.12.2022 அன்று தகவல்களை உள்ளடக்கிய அட்டவணையின்படி உள்ளது.

**அட்டவணை 2: வெளிநாட்டு கடன் நிதியீட்டத்தின் கீழ் செயற்படுத்தப்படும் கருத்திட்டங்களில் செலுத்தவேண்டியுள்ள பட்டியல்கள்**

#	அபிவிருத்தி பங்காளர்கள்	கருத்திட்டங்களின் எண்ணிக்கை	பட்டியல்களின் தொகை (ரூ.மில்.)
1	ஆசிய அபிவிருத்தி வங்கி (ADB)	07	1,522
2	உலக வங்கி (WB)	09	13,697
3	AFD அபிவிருத்திக்கான பிரான்ஸ் பிரதிநிதித்துவ நிறுவனம்	03	21
4	ஆசிய உட்கட்டமைப்பு வசதிகள் முதலீட்டு வங்கி (AIIB)	02	488
5	சீன குடியரசு (China)	02	10,546
6	பிரான்ஸ் (France)	01	283
7	ஹங்கேரி (Hungary)	01	180
8	விவசாய அபிவிருத்திக்கான சர்வதேச நிதியம்(IFAD)	01	40
9	இந்தியா (India)	02	1,788
10	ஐப்பான் சர்வதேச ஒத்துழைப்பு நிறுவனம் (JICA)	07	4,749
11	கொரியா (Korea)	01	500
12	குவைத் நிதியம் (Kuwait Fund)	02	511
13	பெற்றோலியம் ஏற்றுமதி செய்யும் நாடுகளின் அமைப்பு (OPEC)	04	1,735
14	சவுதி நிதியம் (Saudi Fund)	03	1,181
15	ஸ்பெயின்(Spain)	01	218
	<b>மொத்தம்</b>	<b>46</b>	<b>37,459</b>

வெளிநாட்டு கடன் மூலம் செயற்படுத்தப்படும் கருத்திட்டங்களின் நிறைவு செய்யப்பட்ட வேலைகளுக்காக 37 பில்லியன் ரூபா செலுத்தவேண்டிய பட்டியல்கள் காணப்படுவதுடன் அவற்றுள் அதிகபட்ச மதிப்புடையது உலக வங்கி, சீன குடியரசு மற்றும் ஐப்பான் சர்வதேச ஒத்துழைப்பு நிறுவனம் ஆகிய அபிவிருத்தி பங்காள நிறுவனங்களின் மூலம் நிதியீட்டம் செய்யப்படும் கருத்திட்டங்களுக்காகவாகும். கடன் தவணை விடுவிப்பதனை தற்போதைக்கு இடைநிறுத்தியிருக்காவிட்டாலும் அதிக செலுத்தவேண்டிய பட்டியல்கள் அறிக்கையிடப்பட்டுள்ளது உலக வங்கியின் மூலம் செயற்படுத்தப்படும் கருத்திட்டங்களுக்காகவாவதுடன் இக்கருத்திட்டங்களுக்காக திட்டமிடப்பட்ட வகையில் கடன் தவணையை விடுவித்துக்கொள்வதற்கு தேவையான நடவடிக்கைகள் எடுக்கப்பட்டிருக்குமேயானால் கருத்திட்டங்களின் வெளிநாட்டு நிதிப்பாய்ச்சல்களின் எதிர்மறையான தாக்கத்தினை குறைத்துக்கொண்டிருக்க முடியும்.

## பௌதீக முன்னேற்றம்

2022ம் வருடத்தின்நிதி ஒதுக்கீட்டுடன் ஒப்பிடும் போது உயர்ந்த நிதி பயன்பாடு அறிக்கையிடப்பட்டிருப்பினும், ஒட்டுமொத்தமாக அபிவிருத்தி கருத்திட்டங்களின் பௌதீக செயற்றிறனில் பாரிய பின்னடைவு போக்கு காணப்படுவது அவதானிக்கப்பட்டது. ஆய்வு செய்யப்பட்ட காலாண்டிற்குள் எவ்விதமான பௌதீக முன்னேற்றத்தினையும் அடைந்துகொள்ளாத கருத்திட்டங்களின் எண்ணிக்கை 67 ஆவதுடன் அவற்றுள் 21 கருத்திட்டங்கள் கடன் நிதியீட்டத்தின் கீழ் செயற்படுத்தப்படும் கருத்திட்டங்களாகும். மேலும், தீர்க்கப்பட முடியாத பிரச்சனைகள் காரணமாக 29 கருத்திட்டங்கள் இடைநிறுத்தப்பட்டுள்ளன. இதற்கு மேலதிகமாக 192 அபிவிருத்தி கருத்திட்டங்கள் அதிக கவனம் செலுத்த வேண்டிய மிகவும் பலவீனமான நிலைமையில் காணப்படும் கருத்திட்டங்களாக அவதானிக்கப்படுகின்றன. அதற்கமைய 2022 இறுதியாகும் போது 261 கருத்திட்டங்களுள் 22 (10%) மட்டுமே சமூகமாக செயற்படுத்தப்படுவதாக அறிக்கையிடப்பட்டுள்ளன.

அபிவிருத்தி கருத்திட்டங்களின் ஆய்வு செய்யப்படும் காலாண்டிற்குள்ளான பௌதீக முன்னேற்றம், ஒட்டுமொத்த பௌதீக முன்னேற்றம், கருத்திட்ட கால முகாமைத்துவம், நிதி முகாமைத்துவம், ஆபத்துக்கள்/ சிக்கல்களை கண்டறிதல் மற்றும் தீர்ப்பதற்கு எடுக்கப்பட்ட நடவடிக்கைக்கள் ஆகிய காரணிகளை கவனத்திற்கொண்டு பகுப்பாய்வு செய்து வகைப்படுத்தப்பட்ட கருத்திட்ட செயற்றிறன்களுக்காக நிறக்குறியீடுகள் வழங்கப்பட்டுள்ளன.நிரல் அமைச்சுக்களுக்கமைய பாரிய அளவிலான அபிவிருத்தி கருத்திட்டங்களின் நான்காவது காலாண்டு இறுதியாகும் போது நிலவிய முன்னேற்றம் இணைப்பு -Aஇல் காட்டப்பட்டுள்ளதுடன் அவற்றின் பொழிப்பு கீழே தரப்பட்டுள்ளன.

### அட்டவணை 03: முன்னேற்ற பிரிவுக்கமைய கருத்திட்டங்களை வகைப்படுத்தல்

முன்னேற்ற பிரிவு	நிறக்குறியீடுகள்	கருத்திட்டங்களின் எண்ணிக்கை	
		முன்றாவது காலாண்டு	நான்காவது காலாண்டு
வேலை நிறைவு செய்யப்பட்டுள்ளவை		20	29
மிகவும் வெற்றிகரமாக செயற்படுத்தப்படுகின்றவை		08	04
நன்றாக செயற்படுத்தப்படுகின்றவை		24	18
தலையீடுகளின் மூலம் எதிர்பார்க்கப்படுகின்ற முன்னேற்றத்தை அடைந்துக் கொள்ளக்கூடியவை		37	18
விஷேட அவதானம் காட்டப்படவேண்டியவை		59	30
தீர்க்கமான கருத்திட்டங்கள்		95	133
தற்காலமாக இடைநிறுத்தப்பட்டுள்ள கருத்திட்டங்கள்		17	29

2022ம் வருடத்தின் நான்காவது காலாண்டு இறுதியாகும் போது 109 அபிவிருத்தி கருத்திட்டங்களின் செயற்பாடுகள் நிறைவு செய்யப்பட்டு பிரதிபலன்கள் பொது மக்களுக்கு வழங்க வேண்டியிருந்த போதிலும், உண்மையிலுமே 27 கருத்திட்டங்களின்

வேலை மட்டுமே நிறைவு செய்யப்பட்டிருந்தன. அக் கருத்திட்ட எண்ணிக்கையில் 6 கருத்திட்டங்கள் தாம் உடன்பட்ட விடயப்பரப்பினை குறைத்து நிறைவு செய்யப்பட்ட கருத்திட்டங்களாகும்.

மேலும், ஆய்வு செய்யப்படும் காலாண்டு இறுதியாகும் போது 49 கருத்திட்டங்களின் 5,716 ஒப்பந்தங்களின் செயற்பாடுகள் நிறுத்தப்பட்டுள்ளமையே பலவீனமான முன்னேற்றம் அறிக்கையிடப்பட்டதற்கு பிரதானமாக தாக்கத்தை செலுத்தியுள்ளது. விஷேடமாக இவற்றுள் 5,505 ஒப்பந்தங்கள் 100,000 கிலோ மீற்றர் வீதி அபிவிருத்தி செய்யும் கருத்திட்டத்தின் கீழ் வழங்கப்பட்டிருந்தன.

**அட்டவணை இல 04—கருத்திட்டங்களில் இடைநிறுத்தப்பட்டுள்ள ஒப்பந்தங்கள் பற்றிய தகவல்கள்**

விபரம்	ஒப்பந்தங்களின் எண்ணிக்கை
நிரல் அமைச்சுக்களினால் தற்காலிகமாக நிறுத்தப்பட்டுள்ளவை	17
ஒப்பந்தகாரர்களினால் தற்காலிகமாக நிறுத்தப்பட்டுள்ளவை	89
நிரல் அமைச்சுக்களினால் நிறுத்தப்பட்ட ஒப்பந்தங்கள்	5,562
ஒப்பந்தகாரர்களினால் ஒப்பந்தங்கள் நிறுத்தப்பட்டவை	18
பரஸ்பர ஒப்புதலுடன் நிறுத்தப்பட்ட ஒப்பந்தங்கள்	30
<b>மொத்தம்</b>	<b>5,716</b>

**அபிவிருத்தி கருத்திட்டங்களின் மூலம் எதிர்பார்க்கப்பட்ட வெளியீடுகள் மற்றும் பிரதிபலன்கள்**

2030ம் ஆண்டு வரை வெவ்வேறு வருடங்களில் நிறைவு செய்வதற்கு திட்டமிடப்பட்டுள்ள தற்பொழுது செயற்படுத்தப்படுகின்ற அபிவிருத்தி கருத்திட்டங்களின் மூலம் உருவாக்கப்பட வேண்டியுள்ள பிரதான வெளியீடுகள் மற்றும் பிரதிலாபங்களின் 2022.12.31 ம் திகதியில் அவற்றின் அடைந்துகொண்டுள்ள முன்னேற்றங்கள் கீழே தரப்பட்டுள்ளது.



**அட்டவணை இல 05-பாரிய அளவிலான அபிவிருத்தி கருத்திட்டங்களின் தெரிவு செய்யப்பட்ட பிரதான வெளியீடுகள் / பிரதிபலன்கள்**

	வெளியீடுகள்	அளவு கோல்	இலக்கு	நிறைவு செய்யப்பட்டுள்ள மட்டம்		வெளியீடுகள்	அளவு கோல்	இலக்கு	நிறைவு செய்யப்பட்டுள்ள மட்டம்
1	நிர்மாணிக்கப்பட்டுள்ள அதிவேக பாதை	கி.மீ	193	41	23	நகர மக்களுக்கான புதிய வீடுகள்	எண்ணிக்கை	21,616	14,850
2	நிர்மாணிக்கப்பட்டுள்ள நெடுஞ்சாலை	கி.மீ	121	88	24	கிராமிய மக்களுக்கான புதிய வீடுகள்	எண்ணிக்கை	25,888	4,253
3	புனரமைக்கப்பட்டுள்ள நெடுஞ்சாலை	கி.மீ	782	411	25	அனர்த்தத்தின் காரணமாக மீள்குடியேற்றுவதற்கான புதிய வீட்டு அலகுகள்	எண்ணிக்கை	7,213	1,688
4	நிர்மாணிக்கப்பட்டுள்ள கிராமிய பாதைகள்	கி.மீ	100,766	6,333	26	பெருந்தோட்ட மக்களுக்காக கட்டப்பட்டுள்ள புதிய வீடுகள்	எண்ணிக்கை	4000	3846
5	நிர்மாணிக்கப்பட்டுள்ள பாலங்கள்	எண்ணிக்கை	1,939	1,673	27	மீள்குடியேற்றுவதற்கான புதிய வீட்டு அலகுகள்	எண்ணிக்கை	3,683	123
6	நிர்மாணிக்கப்பட்டுள்ள மேம் பாலங்கள்	எண்ணிக்கை	5	1	28	சிறியளவிலான முயற்சியாளர்களுக்கான கடன்கள் (SMEs)	எண்ணிக்கை	66,043	37,099
7	கொள்வனவு செய்யப்பட்டுள்ள பஸ்கள்	எண்ணிக்கை	608	0	29	வழங்கப்பட்டுள்ள வைத்தியசாலை கட்டிடங்கள்	எண்ணிக்கை	6,114	1,556
8	அபிவிருத்தி செய்யப்பட்டுள்ள துறைமுக முனையங்கள்	எண்ணிக்கை	4	3	30	வழங்கப்பட்டுள்ள வைத்தியசாலை அம்புலன்ஸ்கள்	எண்ணிக்கை	135	60
9	நிர்மாணிக்கப்பட்டுள்ள படகு துறைமுகங்கள்	எண்ணிக்கை	2	0	31	நிறுவப்பட்டுள்ள சிறுநீரக கசிவு வடிகட்டுதல் அலகுகள்	எண்ணிக்கை	84	13
10	அதிகரிக்கப்பட்ட மின்சக்தி உற்பத்தி திறன்கள்	மெகா வாட்	153.1	0	32	கட்டப்பட்டுள்ள வைத்திய கட்டிடங்கள்	எண்ணிக்கை	952	533
11	கிராமிய மின்சார திட்டங்கள்	எண்ணிக்கை	3	3	33	கட்டப்பட்டுள்ள விஷேட பற்றினோய் சிகிச்சை அலகுகள்	எண்ணிக்கை	13	1
12	புதிய மின் உற்பத்தி நிலையங்கள்	எண்ணிக்கை	6	0	34	கட்டப்பட்டுள்ள புதிய அவசர சிகிச்சை அலகுகள்	எண்ணிக்கை	118	19
13	வழங்கப்பட்டுள்ள புதிய நீர் இணைப்புக்கள்	எண்ணிக்கை	1,009,131	116,773	35	நிர்மாணிக்கப்பட்டுள்ள பிரதான நீர்த்தேக்கங்கள்	எண்ணிக்கை	13	3
14	உருவாக்கப்பட்டுள்ள நகர, கிராமிய, நீர் வழங்கல் திட்டம்	எண்ணிக்கை	178	88	36	நிர்மாணிக்கப்பட்டுள்ள மத்திய மற்றும் சிறிய அளவிலான குளங்கள்	எண்ணிக்கை	3,159	957
15	நிறுவப்பட்டுள்ள கழிவு நீர் சுத்திகரிப்பு மற்றும் நிறுற்று நிலையங்கள்	எண்ணிக்கை	75	25	37	புனரமைக்கப்பட்டுள்ள மத்திய மற்றும் சிறிய அளவிலான குளங்கள்	எண்ணிக்கை	2,187	324
16	புதிய கழிவு நீர் இணைப்புக்கள்	எண்ணிக்கை	50,093	3,774	38	மீள்பயிரிடப்பட்ட தேயிலை நிலங்கள்	ஹெக்டேயர்	4,502	2,625
17	நீர் சுத்திகரிப்பு அலகுகள்	எண்ணிக்கை	34	30	39	மீள்பயிரிடப்பட்ட இறப்பர் நிலங்கள்	ஹெக்டேயர்	3,000	3,446
18	திடக்கழிவு அலகுகள்	எண்ணிக்கை	24	0	40	கட்டப்பட்டுள்ள யானை பாதுகாப்பு வேலிகள்	கி.மீ	2,875	335
19	புதிய பாடசாலை கட்டிடங்கள்	எண்ணிக்கை	187	15	41	கட்டப்பட்டுள்ள அரசு விடுதிகள்	எண்ணிக்கை	228	207
20	கட்டப்பட்ட விளையாட்டு வளாகங்கள். விளையாட்டு பூங்காக்கள். செயற்கை தடங்கள்	எண்ணிக்கை	21	12	42	பொது சுகாதார அலகுகள்	எண்ணிக்கை	5,858	3,172
21	கட்டப்பட்ட/புதுப்பிக்கப்பட்ட ஆரம்ப குழந்தை பருவ மேம்பாட்டு மையங்கள். வள மையங்கள்	எண்ணிக்கை	364	310	43	பொது கிணறுகள்	எண்ணிக்கை	2,215	568
22	கட்டப்பட்ட ஆய்வக மத்திய நிலையங்கள்	எண்ணிக்கை	231	18	44	கிரிட் துணை மின் நிலையங்கள் (GSS)/ முதன்மை கிரிட் துணை மின் நிலையங்கள்	எண்ணிக்கை	25	16

## பிரச்சனைகள் மற்றும் தீர்வுகள்

2022ம் வருடத்தின் நான்காவது காலாண்டினுள் சுமுகமாக செயற்படுத்தப்பட்ட 22 கருத்திட்டங்களை தவிர வெவ்வேறு பிரச்சினைகள் காரணமாக மிகுதி கருத்திட்டங்கள் அனைத்தும் எதிர்பார்க்கப்பட்ட இலக்கிலிருந்து விலகி காணப்படுகின்றன. இதற்காக பொருளாதார நெருக்கடி நிலைமையை காரணமாகக் கொண்டு எழுந்த அபிவிருத்தி பங்குதாரர்களின் பிரச்சனைகள், ஒப்பந்தகாரர்களின் நிதிப்பாய்ச்சல் பிரச்சனைகள், மூலப்பொருள் பற்றாக்குறை மற்றும் வரம்பற்ற விலை உயர்வு, உப ஒப்பந்தகாரர்களின் பலவீனமான செயற்றிறன்கள் போன்றே நிதி ஒதுக்கீடு மற்றும் கட்டுநிதி கிடைத்தல் போதுமானதாக இல்லாமை பிரதானமாக தாக்கத்தை செலுத்தியுள்ளன

### அட்டவணை 06 –கருத்திட்ட செயற்பாடுகளுக்கு தாக்கத்தை செலுத்தியுள்ள தீர்க்கப்படாத பிரச்சினைகள்

பிரச்சினைகள்	கருத்திட்டங்களின் எண்ணிக்கை
மூன்றாம் தரப்பினரின் அனுமதியை பெற்றுக்கொள்வதில் தாமதங்கள்	38
காணிகளை சவீகரிப்பதிலுள்ள தாமதங்கள்	25
ஒப்பந்தக்காரர்களின் பலவீனமான செயற்பாடுகள்	67
கட்டுமான மூலப்பொருட்கள் மற்றும் எரிபொருள் தட்டுப்பாடு	23
கேள்வி நடைமுறைகளில் தொடர்பான பிரச்சினைகள்	24
நிதி ஒதுக்கீடு மற்றும் கட்டுநிதி பெறுவதில் தாமதங்கள்	98
பொது மக்களின் எதிர்ப்பு	04
விடயப்பரப்பு மாற்றமடைதல்	16
வெளிநாட்டு கடன் தவணைகள் விடுவிப்பு இடைநிறுத்தப்பட்டிருத்தல்	32

பகுப்பாய்வு செய்யப்பட்ட காலாண்டினுள் நிறைவு செய்யப்பட்ட அபிவிருத்தி கருத்திட்டங்கள் சம்பந்தமாக ஒரு விஷேட அவதானிப்பு என்னவென்றால் கருத்திட்டங்களின் வெளியீடு அல்லது பிரதிபலன்களை தொடர்ந்து பராமரிப்பதற்கு தேவையான வசதிகள், சட்ட கட்டமைப்பு, அவ் அமைச்சின்/ நிறுவனங்களின் விடயப்பரப்பின் கீழ் உள்ளடக்கப்பட்டிருக்காத சந்தர்ப்பங்கள் போன்றே நிறுவன குறிக்கோள்களுடன் பொருந்தாத சந்தர்ப்பங்களும் காணப்படுகின்றமையாகும். “கொழும்பு தலைநகரைச் சூழவுள்ள திடக்கழிவு மேலாண்மை திட்டம், கொழும்பு மாநகர நீர் மற்றும் கழிவு நீர் மேலாண்மை அமைப்பு மற்றும் பேராதனை பல்கலைக்கழகத்தில் நிறுவப்பட்ட நீர் ஆராய்ச்சி மையம்” போன்றவை உதாரணங்களாகும். அவ்வாறான அபிவிருத்தி கருத்திட்டங்களின் வெளியீட்டுடன் தொடர்புடைய எதிர்கால செயற்பாடுகளை பேணுவதற்கு தேவையான அதிகாரம், தொழிநுட்ப அறிவு, நிதி மற்றும் பௌதீக வளங்கள் அந்நிறுவனங்களிற்குள் இல்லாதிருப்பதனால் கருத்திட்டங்கள் நிறைவு செய்யப்பட்டிருந்தாலும் அதன் பிரதிபலன்கள் பொதுமக்களுக்கு வழங்கப்பட முடியாமல் இருப்பதனை அவதானிக்க முடிகின்றது. கருத்திட்டத்தின் பிரதான செயற்பாட்டு குறிகாட்டி மற்றும் வெளியீடுகள் அவற்றை செயற்படுத்தும் அமைச்சின் குறிக்கோள்கள் மற்றும் விடயப்பரப்புடன் அல்லது தொடர்புடைய வேறு நிறுவனங்களின் பொறுப்புக்களினுள்

உட்படுத்தக் கூடிய ஏற்றுக்கொள்ளப்பட்ட நிறுவனங்களுக்கிடையிலான திட்டமொன்று இல்லாதிருத்தல் இதற்கான முக்கியமான காரணமாகும்.

கருத்திட்டங்களை செயற்படுத்துவதற்காக சாதகமற்ற நெருக்கடிவாய்ந்த பொருளாதார சூழலுக்குள் எழுந்த பிரச்சனைகள் மற்றும் சவால்கள் தொடர்பாக யதார்த்தமான கொள்கை தீர்மானங்களை எடுப்பதற்கு சரியான நேரத்திலான தந்திரோபாயமாக அமைச்சரவையினால் நியமிக்கப்பட்ட “பாரிய அளவிலான அபிவிருத்தி கருத்திட்டங்களை மறு சீரமைத்தல் மற்றும் விரைவுபடுத்தும் குழுவில்” (RAMP) முன் வைக்கப்பட்ட கருத்திட்டங்களின் எதிர்கால செயற்பாடுகள் தொடர்பாக உறுதியான தீர்மானங்கள் வழங்கப்பட்டுள்ளன.

அக்குழுவினால் 2022 வருடத்தினுள் நிறைவு செய்யப்பட்ட 29 கருத்திட்டங்கள் உள்ளடங்கலாக பாரிய அளவிலான 260 கருத்திட்டங்கள் பகுப்பாய்வு செய்யப்பட்டு வழங்கப்பட்ட தீர்மானங்களின் பொழிப்பு கீழே தரப்பட்டுள்ள அட்டவணையினூடாக காட்டப்பட்டுள்ளதுடன் உரிய தீர்மானங்கள் ஏற்கனவே அனைத்து அமைச்சுக்களின் செயலாளர்களுக்கும் தெரிவிக்கப்பட்டுள்ளது.

**அட்டவணை 07 - பாரிய அளவிலான அபிவிருத்தி கருத்திட்டங்களை மறு சீரமைத்தல் மற்றும் விரைவுபடுத்தும் குழுவின்” (RAMP) தீர்மானங்களின் பொழிப்பு**

	(RAMP) குழுவின் தீர்மானங்கள்	கருத்திட்டங்களின் எண்ணிக்கை
1	2022/2023 வருடங்களுள் அனைத்து கருத்திட்ட செயற்பாடுகளையும் முற்றுமுழுதாக நிறைவு செய்யப்படல் வேண்டியவை	63
2	திட்டமிடப்பட்ட வகையில் அனைத்து கருத்திட்ட செயற்பாடுகளையும் தொடர்சியாக செயற்படுத்த வேண்டியவை	51
3	இறுதி கட்டத்தில் காணப்படும் செயற்பாடுகள் முற்றுமுழுதாக நிறைவுசெய்யப்பட்டு ஏனைய செயற்பாடுகள் இடைநிறுத்தப்பட வேண்டியவை	07
4	வெளிநாட்டு நிதியுதவி தற்காலிகமாக இடைநிறுத்தப்பட்டுள்ளதனால் மெதுவாக செயற்படுத்த வேண்டியவை	08
5	கருத்திட்டங்களை செயற்படுத்துதல் ஆரம்ப கட்டத்தில் காணப்படுவதனால் பொருதார நிலைமை மீட்கப்பட்ட பின்னர் மீண்டும் ஆரம்பிப்பதன் அடிப்படையில் இடைநிறுத்தப்பட வேண்டியவை	21
6	பொது மக்களுக்கு சிரமங்களை ஏற்படுத்தக் கூடிய அரைவாசியளவில் செய்யப்பட்டுள்ள செயற்பாடுகளில் குறைந்த செலவு முறைமையை பின்பற்றி நிறைவு செய்யப்பட கூடிய செயற்பாடுகளை நிறைவு செய்து எஞ்சிய சகல செயற்பாடுகளையும் நிறுத்தப்பட வேண்டியவை	40
7	மூன்றாவது தரப்பினருடன் கலந்தாலோசித்து உரிய தகவல்களுடன் மீண்டும் குழுவிற்கு அறிக்கையிடப்பட வேண்டியவை	31
8	விடயப்பரப்பினை மறுசீரமைத்து மீண்டும் குழுவிற்கு சமர்ப்பிக்க வேண்டியவை	13
9	சகல கருத்திட்ட செயற்பாடுகளையும் முற்றுமுழுதாக நிறுத்தப்பட வேண்டியவை	07

மேற்குறிப்பிடப்பட்டுள்ள கருத்திட்டங்களில் பலவீனமான செயற்றிறன் மூலம் வலுவாக குறிப்பிடப்படுவது பாரிய அளவிலான அபிவிருத்தி கருத்திட்டங்கள் 73% க்காக மேற்கொள்ளப்பட்ட முதலீடுகள் வினைதிறனான வகையில் பயன்படுத்தப்படவில்லையென்பதாகும். இம்முதலீடுகளில் பெரும்பாலானவை தற்போதைய தேவைகளைப் பூர்த்தி செய்யும் விருப்பில் அடையாளம் காணப்பட்டதுடன் அக்கருத்திட்டங்கள் தொடர்ந்தும் தாமதமடைவதனால் அவற்றின் அபிவிருத்தி பிரதிபலன்கள் இலக்கிடப்பட்ட பொதுமக்களுக்கு அனுபவிப்பதற்கான சந்தர்ப்பங்கள் மூடப்பட்டுள்ளன. உரிய நேரத்தில் உருவாக்கப்படாத இப்பிரதிலாபங்களின் உற்பத்திற்றனும் கூட கனவாகிப் போயுள்ளது. இப்பின்னடைவான நிமைமைக்காக கடந்த காலத்தில் நாட்டினுள் காணப்பட்ட நிச்சயமற்றதன்மை மட்டுமல்லாமல் அக்கருத்திட்டங்களின் பிரதிபலன்களை உரிய காலத்தில் உருவாக்கிக்கொள்வது உரிய அமைச்சின் நேரடியான பொறுப்பாக கவனத்திற் கொள்ளாமையுமே காரணமாகும். எனவே, தற்பொழுது நிலவுகின்ற பொருளாதார நெருக்கடிகளின் சிக்கலினை கருத்திற்கொண்டு மற்றும் நிலவுகின்ற கட்டுப்பாடுகளுக்கு பழக்கப்பட்டு பிரதான முதலீடுகளின் பிரதிபலன்கள், அவற்றிற்கான உரிய பிரதான கணக்கீட்டு உத்தியோகத்தரின் பொறுப்பு, நிறுவன கட்டமைப்பு மற்றும் கருத்திட்டங்களை செயற்படுத்தும் நடைமுறைகளுக்காக புதிய பரிமாணத்துடன் கூடிய அளவுகோல்கள் தயாரிப்பது தற்போதைய தேவைப்பாடாகும்.

## பரிந்துரைகள்

- I. நிரல் அமைச்சுக்களை ஸ்தாபிப்பதன் குறிக்கோள்கள் அதன் கீழ் செயற்படுத்தப்படும் அபிவிருத்தி முதலீடுகளினூடாக அடைந்துகொள்ளப்படுவதாகவும் மற்றும் அது தொடர்பான பொறுப்பு அம்முதலீட்டினை செயற்படுத்தும் நிரல் அமைச்சுக்களின் பதவி படிநிலைகளுடன் பிணைக்கப்பட்டிருப்பதாகவும் உறுதிபடுத்தும் வகையில் அபிவிருத்தி முதலீடுகளின் பிரதான செயற்பாட்டு குறிகாட்டியையும் (KPI) உள்ளடக்கி ஒவ்வொரு நிரல் அமைச்சுக்களுக்காக நிறுவன பெறுபேற்று கட்டமைப்பு (Organizational Result Framework) மற்றும் நிறுவனங்களுக்கு இடையேயான முதலீட்டு பெறுபேற்று கட்டமைப்பொன்றை (Inter Organizational Investment Result Framework) தயாரித்தல்.
- II. தற்போது நிறுவப்பட்டுள்ள தேசிய செயற்பாட்டு மையத்தினூடாக மேலே 01இல் பரிந்துரைக்கப்பட்டுள்ள பெறுபேற்றினை அடைந்துகொள்வதன் முன்னேற்றத்தினை அரையாண்டு ரீதியாக மதிப்பாய்வு செய்து தேவையான பரிந்துரைகள் மற்றும் ஆலோசனைகளை முன்வைத்தல்.

## **Progress of the Mega Scale Development Projects Fourth Quarter - Year 2022**

*With the objective of achieving the results of investments within the expected timeframe the Department of project Management and Monitoring furnishes a quarterly monitoring report to the Cabinet of Ministers in support of appropriate strategic and policy decisions related to mega scale development projects. This report contains observations and suitable recommendations derived through the review of cumulative progress of mega scale development projects up to the fourth quarter of 2022 based on the data and information reported by each line ministry on performance of the development projects.*

**Department of Project Management and Monitoring  
Ministry of Finance, Economic Stabilization and National Policies**

## **Introduction**

There were 261 on-going mega scale development projects under the line ministries with a total investment of Rs. 5.8 billion, as at the end of year 2022. Even though the COVID-19 pandemic situation was declining to normalcy, implementation of these projects during the 4<sup>th</sup> quarter also was a challenge due to the complex issues emerged with the economic crisis. Therefore, it is extremely difficult to deliver the agreed benefits within the expected timeframe to the general public by each line ministry, through mega projects which have been planned to complete annually, up to year 2030. Specially, this situation is further justified by limitless escalation of estimated cost of projects due to critical factors which are affecting negatively on smooth implementation of projects such as: temporary suspension of disbursements by bi-laterals funding partners; diversion of capital fund flow to meet recurrent expenditure in order to fulfill the basic needs of general public; daily power-cuts; shortage of raw material as a result of restrictions on imports due to the foreign exchange crisis in the country; shortage of fuel and; increase in production cost.

## **Financial Utilization up to the fourth quarter 2022**

The budgetary allocation for 261 mega scale projects in 2022 was approximately Rs. 796 billion while the overall utilization by the end of year was Rs. 604 billion i.e. 76% of the allocation. Increase in utilization of domestic funds from 25% in third quarter to 93% in fourth quarter was the major contributory element for this overall increase in fund utilization. Furthermore, settlement of Rs. 39 billion (30%) out of Rs.132 billion worth long-term outstanding bills also resulted this financial progress.

Utilization of funds allocated for projects financed through domestic loans was 20% only, as the respective banks have not released loan installments. Significant progress in utilization of funds is observed, compared to the economic challenges prevailed during the year.

However, approximately Rs.175 billion out of the capital budget of selected foreign funded projects has been re-purposed and spent on essential recurrent expenditure such as fertilized subsidy, purchase of essential drugs and fuel, provision of mid-day meal for school children in order to reduce the social impact of economic crisis and re-establish the social stability; therefore, it is difficult to conclude that expected benefits of projects are generated by considering the financial progress of those projects.

**Table 01 : Classification of Mega Scale Projects based on financing and their Progress**

Funding Source	Number of Projects	2022 Allocation (Rs. Billion)	As at 2022.12.31		
			Actual Expenditure (Rs. Billion)	Financial Progress (%)	Bills in Hand (Rs. Billion)
Domestic Funds	130	149.4	139.1	93.1	44.3
Local Loan	08	16.4	3.3	20.12	11.4
Foreign Loan	109	625.0	459.7	73.5	37.4
Foreign Grants	14	4.9	1.8	36.7	-
<b>Total</b>	<b>261</b>	<b>795.7</b>	<b>603.9</b>	<b>75.9</b>	<b>93.1</b>

### **Bills to be Settled.**

Bills amounted to Rs. 93 billion were pending for settlement by the fourth quarter of 2022 while Rs. 37 billion out of those were related to foreign funded projects. Table 2 below contains relevant information as at 31.12.2022.

**Table 02: Bills to be settled in relation to the projects financed through foreign loans**

#	Development Partners	Number of Projects	Bill Amount (Rs. Million)
1	Asian Development Bank (ADB)	07	1,522
2	World Bank (WB)	09	13,697
3	French Development Agency of (AFD)	03	21
4	Asian Infrastructure Investment Bank (AIIB)	02	488
5	China	02	10,546
6	France	01	283
7	Hungary	01	180
8	International Fund for Agriculture Development (IFAD)	01	40
9	India	02	1,788
10	Japan International Cooperation Agency (JICA)	07	4,749
11	Korea	01	500
12	Kuwait Fund	02	511
13	Organization of Petroleum Exporting Countries (OPEC)	04	1,735
14	Saudi Fund	03	1,181
15	Spain	01	218
	<b>Total</b>	<b>46</b>	<b>37,459</b>








The highest unsettled amounts out of the above Rs.37 billion outstanding bills are relevant to the projects financed by World Bank, JICA and China. Even though the disbursement is not suspended so far, the highest amount of unsettled bills are related to the projects financed by the World Bank; the negative impact of foreign fund flow related to these projects could have been minimized if the appropriate steps have been taken for disbursement under these projects as planned.

## Physical Progress

Even though a high rate of fund utilization is recorded against the allocations in 2022, serious drawback in physical performance of projects is observed as a whole. There were 67 projects which have not achieved any physical progress in the reviewed quarter and 21 projects among those are financed through loans. In addition, 29 projects have been halted due to inability to resolve issues. Apart from this, another 129 projects have been notified as poorly performing projects which require serious attention. Accordingly, it is reported that 22 (10%) out of 261 projects only are implemented smoothly by the end of 2022.

A scheme of color codes is being used for classify the projects based on performance by analyzing the quarterly and cumulative physical and financial progress, time management, financial management, identification of risks/issues and remedial actions taken to resolve, etc. Fourth quarter progress of the mega development projects under the purview of respective line ministries is presented in Annex – A and the summary of the same is illustrated below.

**Table 03: Classification of progress based on the category of progress**

Category of progress	Colour Code	Number of Projects	
		Third Quarter	Fourth Quarter
Completed		20	29
Being implemented successfully		08	04
Being implemented properly		24	18
Expected results could be achieved through interventions		37	18
Need special attention		59	30
Critical projects		95	133
Halted projects		17	29



Activities of 109 development projects should have been completed and benefits should have been delivered to the general public by the end of the fourth quarter of 2022, actually completed projects were 27 only while 06 out of those 27 projects have been completed after reduction of the agreed scope.

Furthermore, suspension of 5,716 contracts of 49 projects by the end of 4<sup>th</sup> quarter also resulted poor progress. Specially, 5,505 of those contracts have been awarded under the project for Improvement of 100,000 Km of Roads.

**Table 04 - Details of the Suspended Contracts of Projects**

<b>Description</b>	<b>Number of Contracts</b>
Temporary suspended by the line ministry	17
Temporary suspended by the contractor	89
Terminated by the line ministry	5,562
Terminated by the contractor	18
Terminated through mutual agreement	30
<b>Total</b>	<b>5,716</b>

### **Outputs and Benefits expected through Development Projects**

Key outputs and benefits generated as at 31.12.2022 by development projects, which have been planned to complete different years until year 2030 are illustrated below.

**Table 05- Selected Key Outputs / Benefits of Mega Scale Development Projects**

	<b>Output</b>	<b>Measuring Unit</b>	<b>Target</b>	<b>Level of Completion</b>			<b>Output</b>	<b>Mesuring Unit</b>	<b>Target</b>	<b>Level of Completion</b>
1	Constructed expressways	Km	193	41		23	New houses for urban community	Number	21,616	14,850
2	Constructed roads	Km	121	88		24	New houses for rural community	Number	25,888	4,253
3	Rehabilitated roads	Km	782	411		25	New housing units for resettlement due to disaster damages	Number	7,213	1,688
4	Constructed rural roads	Km	100,766	6,333		26	New houses for plantation community	Number	4000	3846
5	Constructed bridges	Number	1,939	1,673		27	Housing units for re-settlement	Number	3,683	123
6	Constructed Flyovers	Number	5	1		28	Loans for Small and Medium Scale Entrepreneurs (SMEs)	Number	66,043	37,099
7	Purchased buses	Number	608	0		29	Supplied hospital beds	Number	6,114	1,556
8	Improved harbor terminals	Number	4	3		30	Supplied ambulances	Number	135	60
9	Improved Air Ports	Number	2	0		31	Established dialysis units	Number	84	13
10	Improved power generation capacity	Mw	153.1	0		32	Constructed hospital buildings	Number	952	533
11	Rural electrification schemes	Number	3	3		33	Constructed special cancer treatment units	Number	13	1
12	New power plants	Number	6	0		34	Newly constructed Accident and Emergency Care units	Number	118	19
13	Provided new water connections	Number	1,009,131	116,773		35	Constructed major reservoirs	Number	13	3
14	Established urban/rural water supply schemes	Number	178	88		36	Constructed medium and small scale tanks	Number	3,159	957
15	Established sewerage treatment plants and pump houses	Number	75	25		37	Rehabilitated medium and small scale tanks	Number	2,187	324
16	New sewerage connections	Number	50,093	3,774		38	Re-planted tea plantations	Ha	4,502	2,625
17	Water purification units	Number	34	30		39	Re-planted rubber plantations	Ha	3,000	3,446
18	Solid waste units	Number	24	0		40	Constructed elephant fence	Km	2,875	335
19	New school buildings	Number	187	15		41	Constructed government staff quarters	Number	228	207
20	Constructed sports complexes/pavilions/synthetic tracks	Number	21	12		42	Common Sanitary facilities (units)	Number	5,858	3,172
21	Constructed/rehabilitated early childhood development centres/ resource centres	Number	364	310		43	Common wells	Number	2,215	568
22	Constructed medical laboratory centres	Number	231	18		44	Grid Sub-stations /Primary Grid Sub-stations	Number	25	16

## Issues and Solutions

Except 22 projects which have been implemented smoothly in 4<sup>th</sup> quarter 2022, rest of the projects have been deviated from the expected target due to various issues. The economic crisis is the root course for creating major contributory factors for this situation such as issues related to development partners, cash-flow issues of contractors, shortage of raw material, extreme increase in prices, poor performance of sub-contractors and inadequate allocations and imprest.

**Table 06 – Unresolved issues affected on project implementation**

Issue	Number of Projects
Delay in third party approval	38
Delay in land acquisition	25
Poor performance of contractors	67
Shortage of construction raw material and fuel	23
Procurement related issues	24
Delay in receiving allocation and imprest	98
Public protests	04
Change of scope	16
Suspension of disbursement of foreign loan installments	32

A special observation on projects completed during the quarter subjected to review is mismatch of available facilities or legal framework of the respective line ministry or institution for maintaining the outputs or benefits of projects under the scope of respective ministry/institution and their noncompliance with the objectives of those ministries/institutions. “Metro Colombo Solid Waste Management Project, Greater Colombo Water Supply and Sewerage Management Project and Water Research Centre established in the University of Peradeniya” are some examples for this situation. It is observed that relevant institutions are not in a position to deliver the benefits of such projects to the general public even after the completion of projects due to absence of authority for continuation and maintenance of project outputs, lack of technical knowledge, financial and physical resources in-house. Absence of an accepted inter-agency mechanism to align the performance indicators and outputs of projects with the objectives and scope of the executing ministry or any other relevant institution is the main reason for this situation.

The committee on “Re-strategizing and Acceleration of Mega projects” (RAMP) which has been appointed by the Cabinet of Ministers as a timely strategy to take practical policy decisions regarding issues and challenges emerged in the unfavorable and crisis economic environment for implementation of projects; firm decisions regarding the future of projects have been taken through approach of this committee.

Decisions taken by the above committee after reviewing 260 mega scale projects, including 29 projects completed in 2022 is included in the summary below; these decisions are shared among secretaries of all line ministries.

**Table 07 - Summary of decisions taken by committee on Re-strategizing and Acceleration of Mega projects (RAMP)**

	RAMP Committee Decision	Number of Projects
1	To be fully completed during the years of 2022/2023	63
2	All activities should be carried out as planned	51
3	Activities at last stage should be fully completed and other activities should be suspended.	07
4	To be implemented slowly as the foreign funding has been temporary suspended	08
5	To be suspended on the basis of recommencing the projects once the economy recovers as their implementation is at the initial stage	21
6	Partially done activities which could hinder the public should be completed with low-cost methods and all remaining activities should be stopped	40
7	To be reported to the committee again with the relevant information by consultation with third parties	31
8	Restructured scope should be submitted to the committee	13
9	All project activities should be completely stopped	07








The poor performance of above group of projects proves that investments on 73% of mega scale projects have not been utilized effectively. Most of these investments are identified in the mode of projects to fulfill the current and timely needs; but repeated delay in implementation has prevented the targeted beneficiary communities from receiving benefits. Effectiveness of benefits is lesser, as those are not generated in appropriate time. This status of regression is emerged not only due to uncertainties prevailed in the country in the recent past but also non-consideration of timely generation of project results as a direct responsibility of relevant line ministry.

Therefore, in consideration with the complexity of the prevailing economic crisis and adoption to the existing limitations, formulation of new criteria to ensure results of the investments, responsibility of relevant Chief Accounting Officer, organizational structure and procedures related to project implementation is a timely requirement.

### **Recommendations**

1. Preparation of Organizational Results Frameworks and Inter Organizational Investment Result Frameworks for each line ministry along with the Key Performance Indicators (KPIs) for development investments, in order to ensure the objectives of establishment of Line Ministries are accomplished through development investments come under their purview and responsibilities are aligned with the hierarchy of the line ministry
2. Review the achievement of results bi-annually as per the above recommendation No.1, by the already established National Operation Room and issue necessary recommendations and proposals.

-----

<b>Colour Classification</b>	
	Completed projects
	Being implemented successfully
	Being implemented properly
	Expected results could be achieved through interventions
	Need special attention
	Critical projects
	Suspended projects

Summary of Ministry- wise Project Progress									
#	Name of the Ministry								Total
1	Ministry of Agriculture	3	1	-	-	-	-	1	5
2	Ministry of Defence	4	2	1	1	-	1	3	12
3	Ministry of Education	16	3	-	2	-	1	2	24
4	Ministry of Finance, Economic Stabilization and National Policies	4	-	1	-	3	-	-	8
5	Ministry of Fisheries	-	1	-	-	-	-	1	2
6	Ministry of Health	20	2	-	4	1	3	3	33
7	Ministry of Industries	-	-	-	1	-	-	-	1
8	Ministry of Investment Promotions	1	-	-	-	-	-	-	1
9	Ministry of Irrigation	14	8	2	1	-	2	-	27
10	Ministry of Justice, Prison Reforms and Prisoners" Rehabilitation	3	-	-	1	-	2	1	7
11	Ministry opf Mass Media	1	-	-	-	-	-	-	1
12	Ministry of Plantation Industries	-	-	-	2	-	-	-	2
13	Ministry of Ports, Shipping and Aviation	7	1	-	-	-	1	-	9
14	Ministry of Power and Energy	6	-	1	-	-	-	2	9
15	Ministry of Public Administration, Home Affairs, Provincial Councils and Local Government	11	-	-	2	-	4	1	18
16	Ministry of Public Security	1	-	-	-	-	-	-	1
17	Ministry of Sports and Youth Affairs	1	1	-	-	-	-	-	2
18	Ministry of Technology	2	1	2	-	-	-	-	5
19	Ministry of Transport and Highways	14	3	9	2	-	2	3	33
20	Ministry of Urban Development and Housing	8	2	1	-	-	7	1	19
21	Ministry of Water Supply	17	4	-	1	-	6	9	37
22	Ministry of Wildlife and Forest Conservation	-	-	-	1	-	-	2	3
23	Ministry of Women, Child Affairs and Social Empowerment	-	1	1	-	-	-	-	2
	<b>Total</b>	<b>133</b>	<b>30</b>	<b>18</b>	<b>18</b>	<b>4</b>	<b>29</b>	<b>29</b>	<b>261</b>

## Contents

#	Name of the Ministry	Page No.
1	Ministry of Agriculture	i
2	Ministry of Defence	i-ii
3	Ministry of Education	ii-iii
4	Ministry of Finance, Economic Stabilization and National Policies	iv
5	Ministry of Fisheries	iv
6	Ministry of Health	iv-vii
7	Ministry of Industries	vii
8	Ministry of Investment Promotions	vii
9	Ministry of Irrigation	vii-ix
10	Ministry of Justice, Prison Reforms and Prisoners" Rehabilitation	ix
11	Ministry of Mass Media	x
12	Ministry of Plantation Industries	x
13	Ministry of Ports, Shipping and Aviation	x
14	Ministry of Power and Energy	xi
15	Ministry of Public Administration, Home Affairs, Provincial Councils and Local Government	xi-xiii
16	Ministry of Public Security	xiii
17	Ministry of Sports and Youth Affairs	xiii
18	Ministry of Technology	xiii
19	Ministry of Transport and Highways	xiv-xvi
20	Ministry of Urban Development and Housing	xvi-xvii
21	Ministry of Water Supply	xviii-xx
22	Ministry of Wildlife and Forest Conservation	xx
23	Ministry of Women, Child Affairs and Social Empowerment	xxi



## Status of Mega Scale Development Projects as at 31st December 2022

	Project Name	Commencement Date	Original Completion Date	Extended Completion Date	Main Source of Finacing	Total Estimated Cost (Rs.Mn.)	Cumulative Expenditure (Rs. Mn.)	Cumulative Physical Target (%)	Cumulative Physical Progress (%)	Progress During the Quarter (%)	Remaning Period (in Months)	Status	Decision of RAMP Committee *
<b>Ministry of Agriculture</b>													
1	Agriculture Sector Modernization Project (Component - II - Productivity enhancement & diversification)	2016/10	2021/12	2023/06	World Bank	16,140	8,238.6	70.0	43.5	0.5	6		2
2	Climate Smart Irrigated Agriculture Project (CSIAP)	2019/01	2024/06		World Bank	22,500	8,302.3	55.0	42.0	10.5	18		8
3	Smallholder Agribusiness Partnerships Programme (SAPP)	2017/06	2023/06	2025/06	IFAD	17,171	5,564.5	76.0	53.0	1.0	30		7
4	Establishment of Dairy Processing Plant at Badalgama	2016/01	2020/12	2021/12	Denmark	11,783	10,931.6	100.0	98.5	0.0	-12		7
5	Development of Mini Dairy Cooperative Societies	2018/01	2020/12	2021/12	France	3,600	2,627.9	100.0	79.0	4.0	-12		1
<b>Ministry of Defence</b>													
6	Defence Head Quarters Complex - Phase 01	2011/10	2016/10	2023/10	GoSL	68,788	45,019.1	80.4	82.0	1.9	10		7
7	Tri Forces Central Ammunition Armoury and Commercial Explosive Armoury Complex at Punani	2017/07	2019/07	2024/12	GoSL	1,569	1,331.4	100.0	84.4	0.4	24		6
8	Strategic Defence Communication Network Project (SDCN)	2015/01	2018/12	2022/12	GoSL	1,192	656.8	100.0	71.7	0.0	0		7
9	Army Hospital Project-Stage 3	2017/01	2022/12		GoSL	4,004	1,384.2	100.0	15.0	0.3	0		6
10	Construction of Quay at Dockyard -Trincomalee - SL Navy	2015/01	2021/12	2022/12	GoSL	4,611	2,060.3	100.0	39.9	0.5	0		7
11	Upgrading and modernization of the Sri Lanka Army Communication System (1st Stage)	2021/01	2023/12		GoSL	4,089	-	31.0	15.0	0.0	12		7
12	Modernization of VHF UHF Communication System	2021/01	2023/12		GoSL	1,112	704.5	80.0	65.0	25.0	12		1
13	Construction of Houses in Landslide Affected Areas in Kegalle	2016/01	2018/12	2021/12	GoSL	2,838	2,079.0	100.0	97.0				1

## Status of Mega Scale Development Projects as at 31st December 2022

	Project Name	Commencement Date	Original Completion Date	Extended Completion Date	Main Source of Finacing	Total Estimated Cost (Rs.Mn.)	Cumulative Expenditure (Rs. Mn.)	Cumulative Physical Target (%)	Cumulative Physical Progress (%)	Progress During the Quarter (%)	Remaning Period (in Months)	Status	Decision of RAMP Committee *
14	Resettlement of Displaced People Due to Landslide Threats and Landslide	2017/01	2021/12		GoSL	21,050	4,941.5	100.0	38.9	2.3	-12		7
15	Reduction of Landslide Vulnerability by Mitigation Measures	2019/01	2023/12		AiIB	19,116	1,948.4	28.3	22.3	4.5	12		7
16	Doppler Weather Radar System	2019/01	2022/12	2024/12	JICA	4,491	0.4	27.0	16.0	0.0	24		2
17	Construction of Pre-Cast Disaster Resilient Houses for the People Residing in Disaster Prone Areas	2021/01	2022/12		GoSL	1,200	11.3	26.0	3.6	0.0	0		9
<b>Ministry of Education</b>													
18	Multipurpose Building for faculty of Humanities & Social Sciences (Uni.of Sri Jayawardenepura)	2018/01	2023/12		GoSL	1,364	888.5	98.0	90.0	1.0	12		1
19	Multipurpose building complex for Faculty of Management Studies & Commerce (Sri Jayawardenepura)	2018/01	2023/12		GoSL	1,761	936.7	86.0	80.0	0.0	12		2
20	Completion and Mainteance of Twelve storied building complex for the Faculty of Medicine (Uni.of Ruhuna)	2017/11	2021/09	2023/01	GoSL	1,180	835.3	79.0	48.5	2.0	1		6
21	Establishment of a professorial unit at Karapitiya hospital (Uni.of Ruhuna)	2019/06	2022/06		GoSL	1,300	714.1	100.0	55.0	2.5	-6		3
22	Accelerating Higher Education Expansion & Development Project	2017/06	2023/06		World Bank	14,500	16,770.0	92.0	79.0	2.0	6		1
23	Building Complex for the Faculty of Healthcare Sciences, Eastern University, Sri Lanka Project	2016/03	2020/12	2022/12	Kuwait Fund	5,480	4,442.0	100.0	82.0	1.0	0		1
24	Wayamba University Township Development Project	2017/10	2020/12	2024/05	Saudi Fund	5,088	1,209.8	92.5	51.0	11.5	17		2
25	Science & Technology Human Resources Development Programme	2018/01	2023/12		ADB	26,400	13,303.0	75.0	68.0	4.0	12		2
26	Establishment of Faculty of Medicine at Sabaragamuwa University of Sri Lanka	2018/01	2023/12	2025/12	Saudi Fund	12,780	1,373.5	49.1	34.6	1.6	36		4

## Status of Mega Scale Development Projects as at 31st December 2022

	Project Name	Commencement Date	Original Completion Date	Extended Completion Date	Main Source of Finacing	Total Estimated Cost (Rs.Mn.)	Cumulative Expenditure (Rs. Mn.)	Cumulative Physical Target (%)	Cumulative Physical Progress (%)	Progress During the Quarter (%)	Remaning Period (in Months)	Status	Decision of RAMP Committee *
27	Building Complex for the Clinical Department, Uni.of Colombo	2017/05	2020/05	2021/12	Local Bank	6,604	5,544.8	100.0	99.9	0.1	-12		2
28	Establishment of State Medical Faculty, University of Moratuwa	2021/01	2025/12		Kuwait Fund	5,985	-	6.0	1.0	0.0	36		4
29	Develop Faculty of Allied Health Science at the Ruhunu University	2020/12	2023/06		GoSL	1,660	1,101.7	84.0	58.0	4.0	6		1
30	Establishment of Technology Faculty - Wayamba University	2020/09	2022/12		GoSL	1,685	637.7	100.0	70.0	5.0	0		1
31	General Education Modernization Project	2018/01	2023/12		World Bank	3,876	2,323.1	75.0	75.0	13.0	12		2
32	Establishment of National College of Education for Technology Stream (Kuliyapitiya)	2018/01	2023/12	2025/12	Korea	6,582	45.3	22.0	22.0	3.0	36		2
33	Technological Education Development Project	2018/01	2022/09	2024/03	OPEC	10,924	578.5	70.0	45.0	0.0	15		2
34	Educational Environment Improvement Project in Kilinochchi	2018/01	2022/06	2022/12	Korea	1,300	1,191.0	100.0	100.0				2
35	Upgrade Facilities of Secondary Schools to Establish 1000 National schools-Phase 01	2021/01	2024/12		GoSL	50,400	1,352.0	45.0	29.0	1.0	24		6
36	Develop Child Friendly School	2021/01	2024/12		GoSL	2,900	527.8	50.0	34.0	0.0	24		7
37	Qualitative Development Reforms in Education	2021/01	2023/12		GoSL	4,570	1,098.5	65.0	62.0	20.0	12		2
38	Establishment of ICT Hubs for Secondary Education	2019/01	2023/12		Korea	5,706	-	5.0	2.9	0.3	12		2
39	Skills Sector Development Programme	2014/01	2021/12	2023/06	ADB	51,793	35,110.7	100.0	96.0	1.0	6		1
40	Support for Product Design Engineering (PDE) under the Mechatronics	2017/01	2023/12		GoSL	6,500	36.5	23.0	4.0	0.0	12		2
41	Establishment of Bio Technology Innovation park	2017/01	2022/12		GoSL	5,700	496.7	34.0	23.0	0.0	0		9

**Status of Mega Scale Development Projects as at 31st December 2022**

	Project Name	Commencement Date	Original Completion Date	Extended Completion Date	Main Source of Finacing	Total Estimated Cost (Rs.Mn.)	Cumulative Expenditure (Rs. Mn.)	Cumulative Physical Target (%)	Cumulative Physical Progress (%)	Progress During the Quarter (%)	Remaning Period (in Months)	Status	Decision of RAMP Committee *
<b>Ministry of Finance, Economic Stabilization and National Policies</b>													
42	Small and Medium Sized Enterprises Line of Credit Project -Additonal Financing III - PHASE II	2020/12	2024/12		ADB	39,816	33,611.0	85.0	85.0	5.0	24	Green	2
43	Fiscal Management Efficiency Project /TMIS (FMPEP)	2010/06	2014/04	2022/06	GoSL	5,745	5,707.1	100.0	98.8	0.2	-6	Red	7
44	Financial Sector Modernization Project	2017/10	2022/12		World Bank	13,125	1,656.7	100.0	66.5	17.0	0	Red	1
45	Social Safety Nets Project	2016/12	2022/06	2023/06	World Bank	10,949	9,020.0	97.5	96.0	3.0	6	Red	1
46	RAMIS - 2- 0 New version	2020/07	2021/12	2022/07	GoSL	2,725	1,253.2	100.0	94.0	0.0	-5	Red	7
47	Contingent Emergency Response Components (CERC)	2020/05	2021/12	2023/03	World Bank	10,491	10,098.0	100.0	85.0	10.0	3	Yellow	1
48	Inclusive Connectivity and Development Project CERC Component	2022/05	2023/11		World Bank	108,062	99,323.0	100.0	96.0	36.0	11	Green	1
49	Food Security and Livelihood Recovery Emergency Assistance Project	2022/09	2024/08		ADB	73,080	56,856.0	70.0	60.0	60.0	20	Green	New project
<b>Ministry of Fisheries</b>													
50	Develop Gandara Fishery Harbour	2020/12	2023/12		GoSL	9,360	2,943.2	83.0	60.0	4.0	12	Yellow	6
51	Construction of Balapitiya Fishery harbour	2021/01	2024/12		GoSL	1,200	21.9	12.5	4.0	0.0	24	Black	5
<b>Ministry of Health</b>													
52	Development of District Hospital Kalutara as a Specialized Maternal and Children's Hospital	2015/03	2018/12	2023/04	Netherland	5,400	3,941.5	96.0	90.0	3.0	4	Red	1
53	Helmut Khol Maternity Hospital Karapitiya, Galle	2015/10	2018/12	2022/12	KfW	6,734	5,488.1	100.0	98.6	0.1	0	Red	1

## Status of Mega Scale Development Projects as at 31st December 2022

	Project Name	Commencement Date	Original Completion Date	Extended Completion Date	Main Source of Finacing	Total Estimated Cost (Rs.Mn.)	Cumulative Expenditure (Rs. Mn.)	Cumulative Physical Target (%)	Cumulative Physical Progress (%)	Progress During the Quarter (%)	Remaning Period (in Months)	Status	Decision of RAMP Committee *
54	Matara District Maternal and Newborn Health Care Strengthening Project	2017/07	2021/03	2022/12	Korea	1,475	1,138.8	100.0	100.0				1
55	Health System Enhancement Project	2018/10	2023/10	2025/11	ADB	35,346	8,311.7	50.0	48.6	6.1	35		2
56	Primary Health Systems Strengthening Project(PSSP)	2019/09	2023/09		World Bank	10,673	2,558.4	70.0	64.0	2.0	9		1
57	Sri Lanka COVID 19 Emergency Response and Health Systems Preparedness Project	2020/04	2023/12		World Bank	79,614	72,822.7	77.0	73.0	1.0	12		1
58	Development of Ambulatory Care Centre (OPD) of National Hospital of Sri Lanka	2017/07	2021/12	2022/04	China	14,600	1,651.6	100.0	100.0	0.1	-8		7
59	Upgrading Health facilities of selected hospitals	2019/09	2021/09	2023/12	China	15,292	12,835.3	90.0	87.0	1.0	12		6
60	Development of Hospitals in Nothern Province	2019/12	2022/12	2023/08	Netherland	12,225	8,698.8	90.0	89.0	2.0	8		1
61	Health & Medical Service Improvement Project	2018/10	2023/10		JICA	16,594	538.4	35.0	30.0	0.0	10		7
62	Global Fund to Fight AIDS, Tuberculosis	2022/01	2024/12		Global Fund	1,900	341.2	30.0	19.0	1.0	24		2
63	A Neonatal and Obstetrics Reference Centre for De Zoysa Maternity Hospital	2018/02	2023/10		UK	6,162	2,044.5	60.0	34.0	0.0	10		6
64	Health Information and Quality Improvement	2021/07	2024/06		Global Fund	4,948	43.2	15.0	3.0	1.0	18		2
65	Responsive COVID-19 Vaccines for Recovery	2021/07	2024/12		ADB	32,694	21,319.4	100.0	100.0				8
66	Improvement of ETU Facilities of Hospitals under the Line Ministry (Development of Accident and Emergency Care Services)	2014/01	2018/12	2020/12	GoSL	9,525	3,621.6	100.0	40.2	0.2	-24		6
67	Development of Teaching Hospital Karapitiya (Surgical & Medical wards and Stroke Centre)	2016/08	2019/08	2022/12	GoSL	1,024	445.0	100.0	55.0	0.0	0		6

## Status of Mega Scale Development Projects as at 31st December 2022

	Project Name	Commencement Date	Original Completion Date	Extended Completion Date	Main Source of Finacing	Total Estimated Cost (Rs.Mn.)	Cumulative Expenditure (Rs. Mn.)	Cumulative Physical Target (%)	Cumulative Physical Progress (%)	Progress During the Quarter (%)	Remaning Period (in Months)	Status	Decision of RAMP Committee *
68	Construction of 16-storied building for Ministry of Health	2016/11	2019/12	2022/06	GoSL	5,979	3,108.2	100.0	63.0	0.0	0		6
69	Construction of National Stroke Centre at Base Hospital Mulleriyawa	2014/06	2018/03	2023/06	GoSL	1,112	372.8	70.0	16.0	0.0	6		6
70	Provision of High Quality Radiotherapy for Cancer Patients in Sri Lanka With High Energy Radiation	2014/01	2020/12	2021/12	GoSL	6,872	4,080.4	100.0	92.8	0.0	-12		6
71	Construction of 03 Cancer Hospitals in Tellippalei, Kandy and Karapitiya	2016/11	2019/12	2021/12	GoSL	3,000	1,402.0	100.0	43.0	0.0	-12		7
72	Establishment of Specialized Pediatric Care Complexes in Karapitiya, Ampara and Jaffna hospitals	2017/10	2020/10	2022/10	GoSL	4,676	1,610.4	100.0	35.0	0.0	-2		6
73	Establish Oral health Center in Karapitiya Teaching Hospital	2017/09	2021/09		GoSL	1,076	366.7	100.0	40.0	0.0	-15		6
74	Construction of Heart Centre at Lady Ridgeway Hospital	2018/01	2020/12	2022/07	GoSL	2,440	457.6	100.0	44.0	1.0	-5		1
75	Establishment of higly specialized centres in Colombo, Kandy & Anuradhapura to manage Obsteteric complications and medical disease complicating pregnancies	2018/01	2021/12		GoSL	1,845	98.1	100.0	18.5	0.2	-12		6
76	Construction of Nursing Faculty and Hostel (Accomodation Building)	2017/01	2021/02	2022/12	GoSL	7,172	2,251.7	90.0	13.5	0.5	0		6
77	Establishment of Kidney Dialysis Centers in Chronic Kidney Disease Prevalent areas	2016/11	2018/12	2020/12	GoSL	6,500	2,329.1	100.0	87.0	0.0	-24		6
78	Upgrading Nurses Training Schools	2017/01	2019/12	2020/12	GoSL	2,933	895.8	100.0	30.0	0.0	-24		8
79	Construction of well equipped 10 district based stroke centers and strengthening the A & E care services in hospitals	2019/01	2021/12		GoSL	4,494	74.9	100.0	2.0	0.0	-12		6

**Status of Mega Scale Development Projects as at 31st December 2022**

	<b>Project Name</b>	<b>Commencement Date</b>	<b>Original Completion Date</b>	<b>Extended Completion Date</b>	<b>Main Source of Finacing</b>	<b>Total Estimated Cost (Rs.Mn.)</b>	<b>Cumulative Expenditure (Rs. Mn.)</b>	<b>Cumulative Physical Target (%)</b>	<b>Cumulative Physical Progress (%)</b>	<b>Progress During the Quarter (%)</b>	<b>Remaning Period (in Months)</b>	<b>Status</b>	<b>Decision of RAMP Committee *</b>
80	Improvement of DH Moratuwa	2018/09	2020/12		GoSL	1,000	277.7	100.0	28.0	0.0	-24		6
81	Construction of a Ten – storied building at the PGH Badulla	2019/04	2021/04	2022/12	GoSL	3,850	979.6	100.0	27.0	0.0	0		6
82	Establish Bone Marrow Transplant Unit at TH-Kandy	2017/11	2023/06		GoSL	1,701	491.3	53.0	30.2	0.7	6		6
83	Development of Teaching Hospital Ratnapura - Cardiology Unit	2022/01	2023/12		GoSL	1,074	145.0	50.0	2.0	0.0	12		5
84	Upgrading of Drug Stores at Hospitals - Medical Supply Division	2021/01	2023/12		GoSL	3,989	403.0	40.0	15.0	2.0	12		2
<b>Ministry of Industries</b>													
85	Create Dedicated Zone for Textile Manufacturing and Related Industries Eravur	2020/01	2023/12		GoSL	3,034	1,497.0	90.0	80.0	8.0	12		1
<b>Ministry of Investment Promotions</b>													
86	Port City Development Project	2016/01	2019/12	2022/12	GoSL	10,508	7,290.7	100.0	72.2	0.0	0		7
<b>Ministry of Irrigation</b>													
87	Downstream Development of Moragahakanda Kaluganga Development Project	2007/01	2018/12	2022/12	GoSL	47,750	46,357.8	100.0	99.4	0.2	0		1
88	Maduruoya Right Bank Development Project	2021/01	2030/12		GoSL	38,500	724.3	3.9	2.4	0.3	84		8
89	Lower Malwathu Oya Multisector Development Project	2019/01	2024/12		GoSL	22,900	956.5	11.6	4.3	0.7	24		5
90	Establishment of Groundwater Monitoring Network-Pilot Project	2018/03	2021/03	2022/12	Netherland	5,613	5,220.2	100.0	98.4	3.3	0		1

Status of Mega Scale Development Projects as at 31st December 2022													
	Project Name	Commencement Date	Original Completion Date	Extended Completion Date	Main Source of Finacing	Total Estimated Cost (Rs.Mn.)	Cumulative Expenditure (Rs. Mn.)	Cumulative Physical Target (%)	Cumulative Physical Progress (%)	Progress During the Quarter (%)	Remaning Period (in Months)	Status	Decision of RAMP Committee *
91	Thalpitigala Reservoir	2018/01	2024/12		GoSL	31,494	598.6	23.0	14.0	0.5	24		6
92	Mahaweli Water Security Investment Program (MWSIP)-Tranch I & II	2015/07	2020/06	2024/12	ADB	77,760	66,643.8	63.0	35.4	0.9	24		7
93	Gin Nilwala Diversion Project - Stage 1 (Feasibility Study and Designing for Gin Nilwala Diversion Project)	2017/01	2017/07	2021/12	GoSL	5,054	4,089.5	100.0	92.5	19.4	-12		1
94	Uma Oya Multipurpose Development Project	2010/03	2015/11	2022/12	GoSL	80,448	77,553.9	100.0	97.4	0.2	0		1
95	Climate Resilient Integrated Water Management Project (CRIWMP)	2017/08	2024/12		UNDP	9,114	5,576.6	65.0	58.0	4.0	24		7
96	Kivul Oya Reservoir project	2021/05	2025/05		GoSL	8,000	59.6	7.7	3.5	0.0	29		8
97	Integrated Watershed and Water Resources Management Project	2021/05	2025/10		World Bank	14,199	764.6	43.0	12.9	0.7	34		8
98	Climate Resilience Multi-Phase Programmatic Approach Project	2021/10	2026/10		World Bank	18,600	61.3	10.1	4.6	1.5	46		8
99	Accelerated Irrigation Development Project in Monaragala District (Wellassa Navodaya)	2017/01	2022/12		GoSL	2,500	1,180.1	100.0	59.5	1.0	0		1
100	Flood Mitigation Project in Kelani ganga, Kaluganga Basin, Nilwalaganga Basin & Ginganga	2018/01	2023/12		GoSL	2,100	394.6	27.7	20.4	1.9	12		6
101	Lower Uva Project	2019/01	2021/12	2022/06	GoSL	1,250	746.7	100.0	86.2	4.5	-6		1
102	Down stream Development of Yan Oya Reservoir area.	2017/01	2020/12	2022/12	GoSL	26,379	14,909.9	100.0	86.7	2.7	0		6
103	Kumbukkan Oya Reservoir	2016/01	2022/12		GoSL	32,397	418.2	6.3	2.2	0.3	0		5
104	Rugam Kithul Reservoir Project (Mundeniaru River basin Development Project)	2015/01	2025/12		GoSL	24,141	347.2	3.8	2.3	0.1	36		7
105	Ella Wewa Reservoir	2021/01	2023/12		GoSL	1,532	261.8	35.0	14.7	1.6	12		6



Status of Mega Scale Development Projects as at 31st December 2022													
	Project Name	Commencement Date	Original Completion Date	Extended Completion Date	Main Source of Finacing	Total Estimated Cost (Rs.Mn.)	Cumulative Expenditure (Rs. Mn.)	Cumulative Physical Target (%)	Cumulative Physical Progress (%)	Progress During the Quarter (%)	Remaning Period (in Months)	Status	Decision of RAMP Committee *
106	Rehabilitation of Kudawilachchiya Reservoir	2021/01	2024/12		GoSL	6,000	159.4	25.0	8.6	3.7	24	Yellow	7
107	Rehabilitation of Dematagalla Tank	2021/01	2024/12		GoSL	2,230	1.9	7.0	0.3	0.0	24	Red	5
108	Uma Oya Down Stream Development Project	2013/09	2019/12	2022/12	GoSL	17,914	11,865.9	100.0	74.1	3.8	0	Red	6
109	Himbiliyakada Waththegedara Irrigation Infrastructure Development Project	2021/07	2025/12		GoSL	7,155	398.8	32.8	6.5	2.8	36	Yellow	6
110	Welioya Integrated Development Project	2012/01	2018/12	2023/12	GoSL	3,957	2,534.4	93.0	92.5	2.5	12	Yellow	1
111	Rideemaliyadda Integrated Development Project	2012/01	2018/12	2022/12	GoSL	1,100	870.6	100.0	98.0	2.0	0	Blue	1
112	Rambaken Oya Integrated Development project	2012/01	2018/12	2023/12	GoSL	1,086	706.6	89.0	86.0	6.0	12	Yellow	1
113	Rural Tank Development Project under 'Wari Saubhagya Programme'	2021/01	2023/12		GoSL	12,500	4,883.8	42.0	26.0	0.0	12	Yellow	1
<b>Ministry of Justice, Prison reforms and Prisoners' Rehabilitation</b>													
114	Construction of Pallekelle prison Complex	2007/01	2011/12	2022/11	GoSL	4,364	2,171.1	100.0	63.0	1.6	-1	Red	3
115	Rathnapura Court Complex	2018/08	2021/08		GoSL	2,500	1,465.4	100.0	68.0	3.0	-16	Red	3
116	Social Cohesion and Reconciliation Project - Stage I (SCORE)	2018/07	2022/02		USAID	1,780	1,920.7	100.0	100.0			Blue	1
117	Social Cohesion and Reconciliation Project - Stage II (SCORE)	2022/01	2023/12		USAID	1,819	1,027.4	70.0	56.0	2.0	12	Green	2
118	Strengthening the Reconciliation Process in Sri Lanka (SRP)	2016/04	2022/02		EU	2,567	3,070.3	100.0	100.0			Blue	1
119	Magistrate Court Complex (Colombo)	2021/01	2023/01		GoSL	2,174	1,012.1	60.0	45.0	24.0	1	Red	3
120	Court Automation Project	2021/04	2024/04		GoSL	2,500	43.8	60.0	25.0			Black	7

## Status of Mega Scale Development Projects as at 31st December 2022

	Project Name	Commencement Date	Original Completion Date	Extended Completion Date	Main Source of Finacing	Total Estimated Cost (Rs.Mn.)	Cumulative Expenditure (Rs. Mn.)	Cumulative Physical Target (%)	Cumulative Physical Progress (%)	Progress During the Quarter (%)	Remaning Period (in Months)	Status	Decision of RAMP Committee *
<b>Ministry of Mass Media</b>													
121	Digitalization of Terrestrial Television Broadcasting Project in Sri Lanka	2021/12	2028/12		JICA	32,000	14.6	10.0	7.0	0.0	72		7
<b>Ministry of Plantation Industries</b>													
122	Agriculture Sector Modernization Project (Component I-Value Chain Development)	2017/03	2021/12	2023/06	World Bank	8,795	7,671.2	98.0	95.0	5.0	6		7
123	Smallholder Tea and Rubber Revitalization Project (STaRR)	2016/04	2022/06	2023/09	IFAD	9,401	5,880.0	94.0	92.0	5.0	9		7
<b>Ministry of Ports, Shipping and Aviation</b>													
124	Widening of Internal Port roads	2011/01	2020/12	2023/03	SLPA	1,300	1,194.8	98.9	98.9	0.1	3		2
125	Navigational Requirements	2018/01	2020/12	2022/12	SLPA	1,230	1,043.2	100.0	100.0				2
126	Enhancing Deep Berth Capacity of Jaya Container Terminal (JCT)-V Project Civil Works Component	2020/11	2021/07	2022/10	SLPA	6,374	2,754.5	100.0	42.0	4.7	-2		1
127	Port Access Elevated Highway Project (Workshop Building Complex for SLPA)	2021/09	2022/06	2023/03	ADB	1,199	488.3	64.4	55.5	15.2	3		1
128	East Container Terminal (ECT) - Civil Works - Phase II	2022/01	2025/01		SLPA	58,500	5,601.6	24.3	8.0	1.3	25		2
129	Rehabilitation of Kankasanthurai Harbour	2020/10	2024/01		India	12,424	272.0	2.2	1.9	0.0	13		7
130	Passenger Terminal Building & Associated Works-BIA project	2020/12	2023/12		JICA	105,570	27,691.0	50.7	5.4	0.0	12		6
131	Detailed Design and Post Design Consultancy Services - BIA Project	2014/03	2024/12		JICA	3,982	3,741.0	80.7	74.0	0.0	24		6
132	Establishing industrial zones in Bingiriya	2018/01	2020/12	2022/12	GoSL	3,239	1,465.5	100.0	76.4	0.0	0		1

**Status of Mega Scale Development Projects as at 31st December 2022**

	Project Name	Commencement Date	Original Completion Date	Extended Completion Date	Main Source of Finacing	Total Estimated Cost (Rs.Mn.)	Cumulative Expenditure (Rs. Mn.)	Cumulative Physical Target (%)	Cumulative Physical Progress (%)	Progress During the Quarter (%)	Remaning Period (in Months)	Status	Decision of RAMP Committee *
<b>Ministry of Power and Energy</b>													
133	Development & Upgrading of Aviation Refuelling Terminal & the Existing Fuel Hydrant System and Installation of a Fuel Hydrant System at new Apron-E at BIA	2018/01	2020/07	2023/05	CPC Fund	7,971	5,585.1	86.0	75.6	1.5	5		2
134	Construction of JetA-1 Transfer pipeline from Muthurajawela to BIA and associated developments	2018/01	2020/12	2022/11	CPC Fund	10,353	33.0	16.6	7.6	0.0	-1		5
135	Construction of 06 fuel Tanks at Kolonnawa Installation	2019/10	2023/02		CPC Fund	2,287	653.0	44.0	18.5	0.0	2		5
136	Green Power Development and Energy Efficiency Improvement Investment (Tranch 2) Package 1,2 ,3,8,9 and Electricity Supply Improvement Investment Project -P7	2017/05	2022/06	2024/03	ADB	28,454	19,701.7	89.8	77.6	5.8	12		3
137	33 kV distribution Tower Lines and Gantries (GPDEEIP T2 - P4&P5)	2017/01	2020/12	2023/05	ADB	5,330	3,748.7	90.0	78.0	2.0	5		2
138	Habarana - Veyangoda 220 kV Transmission Line Project	2017/05	2020/02	2023/06	JICA	15,774	15,216.0	98.9	98.5	0.2	6		2
139	National Transmission & Distribution Network Development Project	2017/05	2022/09		JICA	37,284	40,348.0	100.0	59.7	0.8	-3		4
140	Electricity Supply Reliability Improvement Project (Package 4 & 5)	2016/12	2021/07	2022/10	ADB	8,865	4,355.7	100.0	55.3	0.7	-2		2
141	Construction of Moragolla Hydro Power Plant	2014/07	2019/12	2023/11	ADB	18,809	9,737.3	67.6	44.8	6.1	11		2
<b>Ministry of Public Administration, Home Affairs, Provincial Councils and Local Government</b>													
142	Construction of an Auditorium for the Galle District Secretariat	2018/01	2021/02		GoSL	3,155	652.0	100.0	18.8	0.0			7
143	Construction of Administrative Complex at Gampaha	2017/02	2021/11	2022/12	GoSL	3,054	3,333.2	100.0	98.0	2.0	0		1

**Status of Mega Scale Development Projects as at 31st December 2022**

	<b>Project Name</b>	<b>Commencement Date</b>	<b>Original Completion Date</b>	<b>Extended Completion Date</b>	<b>Main Source of Finacing</b>	<b>Total Estimated Cost (Rs.Mn.)</b>	<b>Cumulative Expenditure (Rs. Mn.)</b>	<b>Cumulative Physical Target (%)</b>	<b>Cumulative Physical Progress (%)</b>	<b>Progress During the Quarter (%)</b>	<b>Remaning Period (in Months)</b>	<b>Status</b>	<b>Decision of RAMP Committee *</b>
144	Constructions of a new four storied building for District Secretariat Polonnaruwa	2016/09	2019/11	2022/02	GoSL	1,800	1,794.4	100.0	98.0	0.0	-10		1
145	e Grama Niladari (e-GN) Project Enhance the ICT usage among Grass Root Level Government Officers	2016/02	2017/12	2023/12	GoSL	1,751	330.9	94.0	78.0	0.0	12		8
146	Greater Colombo Water & Waste Water Management Project	2010/06	2015/06	2022/12	ADB	14,331	15,214.5	100.0	94.8	0.0	0		1
147	Greater Colombo Water & Waste Water Management Improvement investment programme - Tranche 2	2014/09	2019/06	2022/10	ADB	1,227	1,364.4	100.0	57.3	5.3			6
148	Greater Colombo Water & Waste Water Management Improvement investment programme - Tranche 3	2016/11	2020/12	2022/10	ADB	18,099	5,866.3	100.0	22.3	3.3	-2		6
149	Local Government Enhancement Sector Project - Pura Neguma (Additional Financing)	2017/4	2020/06	2023/03	ADB	12,300	10,763.8	95.0	90.0	3.0	3		1
150	Construction of 868 Rural Bridges - Phase 2	2014/12	2020/09	2022/03	UK	35,000	35,019.0	100.0	100.0				1
151	Construction of 720 bridges - Phase 3	2014/12	2020/09	2022/03	Netherland	28,150	28,223.6	100.0	100.0				1
152	Primary Healthcare System Strengthening Project	2018/09	2023/09		World Bank	21,188	10,997.4	70.0	69.0	14.0	9		1
153	General Education Modernization Programme	2018/04	2024/06		World Bank	9,303	5,085.3	75.0	75.0	13.0	18		2
154	Rural Infrastructure Development Project in Emerging Region	2017/07	2023/12		JICA	20,622	5,818.4	84.3	47.4	0.2	12		4
155	Transport Connectivity and Asset Management (Provincial Road Development Project)	2019/05	2023/03		World Bank	15,200	9,823.1	87.9	73.0	9.0	3		1

## Status of Mega Scale Development Projects as at 31st December 2022

	Project Name	Commencement Date	Original Completion Date	Extended Completion Date	Main Source of Finacing	Total Estimated Cost (Rs.Mn.)	Cumulative Expenditure (Rs. Mn.)	Cumulative Physical Target (%)	Cumulative Physical Progress (%)	Progress During the Quarter (%)	Remaning Period (in Months)	Status	Decision of RAMP Committee *
156	Local Development Support Project (LDSP)	2019/06	2022/12		World Bank	14,916	3,523.2	100.0	65.0	16.0	0		8
157	Strengthening of Fire Fighting through provision of Fire Fighting Equipments.	2019/10	2021/06	2022/03	Austria	3,031	2,741.8	100.0	100.0				1
158	Solid Waste Management Project	2018/01	2020/12		GoSL	4,506	1,764.5	100.0	100.0				1
159	Construction of 200 bridges - Phase 5	2021/07	2024/07		Netherland	14,112	2,763.2	38.0	10.5	1.5	19		2
<b>Ministry of Public Security</b>													
160	Development of Police Academy - Katana	2015/01	2020/12	2023/12	GoSL	1,110	473.0	88.1	77.1	0.1	12		2
<b>Ministry of Sports and Youth Affairs</b>													
161	Diyagama Mahinda Rajapakse National Sports Academy	2017/10	2021/02		GoSL	10,955	697.9	100.0	20.5	0.0	-22		3
162	Development of Sports Infrastructure Facilities- Construction of Provincial Sports Complexes	2011/01	2023/12		GoSL	9,080	6,625.6	94.5	93.0	0.6	12		2
<b>Ministry of Technology</b>													
163	e - NIC Project	2012 /01	2015/10	2022/12	GoSL	14,870	2,919.2	100.0	82.4	0.7	0		2
164	Lanka Government Network 2.0 (Phase 2)	2021/01	2022/12		GoSL	3,140	1,759.3	100.0	93.0	3.0	0		6
165	Lanka Government Cloud 2.0, Phase-2	2017/03	2018/12	2023/12	GoSL	2,450	448.3	90.0	80.0	8.5	12		2
166	Digital Economy through Technology Diffusion	2021/12	2024/12		GoSL	1,002	0.2	25.0	13.0	3.0	24		7
167	Capacity Building for Digitally Inclusive Sri Lanka	2021/12	2024/12		GoSL	1,055	3.2	35.0	30.0	16.0	24		7

**Status of Mega Scale Development Projects as at 31st December 2022**

	<b>Project Name</b>	<b>Commencement Date</b>	<b>Original Completion Date</b>	<b>Extended Completion Date</b>	<b>Main Source of Finacing</b>	<b>Total Estimated Cost (Rs.Mn.)</b>	<b>Cumulative Expenditure (Rs. Mn.)</b>	<b>Cumulative Physical Target (%)</b>	<b>Cumulative Physical Progress (%)</b>	<b>Progress During the Quarter (%)</b>	<b>Remaning Period (in Months)</b>	<b>Status</b>	<b>Decision of RAMP Committee *</b>
<b>Ministry of Transport and Highways</b>													
168	Central Expressway Project Section - 1	2020/09	2024/09		China	176,785	58,375.6	70.1	42.8	0.9	21		4
169	Central Expressway Project Section - 3	2016/01	2024/06		GoSL	129,898	15,411.2	28.4	11.3	0.2	18		6
170	Central Expressway Project Section - 4 (Land Acquistion Only)	2016/02	2023/12		GoSL	10,774	1,009.2	95.0	73.2	0.0	12		9
171	Elevated Highway from NKB to Athurugiriya	2017/01	2024/01		GoSL	201,907	1,181.6	31.9	16.5	0.2	13		5
172	Ruwanpura Expressway Project (Phase I )	2017/01	2023/11		Local Bank	60,695	4,455.5	50.5	6.5	0.0	11		9
173	Port Access Elevated Highway	2019/01	2025/06		ADB	55,818	24,689.3	75.1	44.8	6.5	30		2
174	Base line Road - Phase III Kirulapona junction to Colombo - Horana Road (Land Acquisition)	2007/01	2021/12	2023/12	GoSL	5,725	2,567.6	79.6	67.5	0.0	12		5
175	Road Network Development Project	2013/06	2019/10	2021/12	Saudi Fund	9,055	8,550.1	100.0	99.9	0.0	-12		1
176	Rehabilitation of Peradeniya - Badulla Road from Badulla to Bibilla	2017/12	2019/06	2021/12	OPEC	9,360	9,276.4	100.0	86.8				1
177	Colombo District Road Development Project (OFID 2)	2013/12	2019/12	2021/10	OPEC	23,110	15,775.4	100.0	98.2	0.0	14		1
178	Western Province National Highways Project (OFID - 03)	2017/10	2019/09	2021/11	OPEC	6,047	4,395.5	100.0	96.7	3.5	-13		1
179	Road Network Development Project (OFID-01)	2013/06	2018/06	2021/03	OPEC	7,035	5,274.5	100.0	88.2	1.2	-21		1
180	Southern Road Connectivity Project	2014/08	2019/12	2022/06	ADB	27,651	23,255.0	100.0	97.2				1
181	Integrated Road Investment Program (i Road)- I	2014/09	2024/03		ADB	120,000	92,084.8	96.5	86.8	0.8	15		2

## Status of Mega Scale Development Projects as at 31st December 2022

	Project Name	Commencement Date	Original Completion Date	Extended Completion Date	Main Source of Finacing	Total Estimated Cost (Rs.Mn.)	Cumulative Expenditure (Rs. Mn.)	Cumulative Physical Target (%)	Cumulative Physical Progress (%)	Progress During the Quarter (%)	Remaning Period (in Months)	Status	Decision of RAMP Committee *
182	Second Integrated Road Investment Program (i Road)- II	2018/09	2027/03		ADB	135,000	105,164.9	88.7	66.4	1.4	51		2
183	Widening and Improvements of Roads and Bridges in Central and Uva Provinces	2018/11	2020/11	2023/03	China	20,500	16,392.8	99.0	99.0	1.0	3		4
184	Transport Connectivity & Assest Management	2018/03	2023/03		World Bank	1,545	727.4	99.8	77.2	5.0	3		2
185	Marine Drive Extension up to Panadura (Kolpety to Dehiwala section)	2014/09	2020/12	2021/12	GoSL	4,246	3,230.6	100.0	90.9	0.0	-12		9
186	Development of 100,000 km of Alternative Roads to Access Main Roads and Expressway	2020/04	2024/04		GoSL	1,500,000	142,831.3	48.0	21.5	0.0	16		6
187	Rehabilitation of the A017 Corridor project (Rakwana - Suriyakanda)	2021/04	2023/04		OPEC	7,600	13.2	4.2	5.4	5.0	4		2
188	Reconstruction of 25 Bridges Project	2015/09	2022/02	2023/05	Kuwait Fund	5,960	4,399.6	97.5	87.3	0.0	5		3
189	Construction of Kohuwala & Gatambe Flyovers	2021/08	2024/01		Hungary	10,400	3,856.2	81.1	49.3	1.9	13		4
190	Slave Island-Uttarananda Mawatha,Justice Akbar Mawatha 02 Flyovers & Baladaksha Mawatha-Chiththampalam A Gardner Mawatha Flyover	2021/06	2022/06		GoSL	9,133	4,913.6	100.0	67.0	0.4	-6		2
191	Inclusive Connectivity and Development Project	2021/11	2026/10		World Bank	35,247	2,241.9	21.8	11.7	2.1	46		2
192	Kandy Multimodal Transport Terminal Development Project	2021/04	2025/05		World Bank	12,579	28.9	7.3	5.5	0.2	29		2
193	Colombo Suburban Railway Development Project-Transport Project Preparatory Facility.	2017/01	2023/12		GoSL	9,600	3,330.2	63.6	54.0	2.1	12		2

## Status of Mega Scale Development Projects as at 31st December 2022

	Project Name	Commencement Date	Original Completion Date	Extended Completion Date	Main Source of Finacing	Total Estimated Cost (Rs.Mn.)	Cumulative Expenditure (Rs. Mn.)	Cumulative Physical Target (%)	Cumulative Physical Progress (%)	Progress During the Quarter (%)	Remaning Period (in Months)	Status	Decision of RAMP Committee *
194	Colombo Suburban Railway Development Project- Railway Efficiency Improvement Project	2019/06	2024/12		ADB	33,000	5,236.2	48.5	40.7	3.1	24		2
195	Railway Development Project (Improvement of Maho to Omanthe Railway Line)	2019/11	2023/11		India	16,794	11,335.5	63.8	61.0	1.9	11		2
196	Repairs of 300 passenger Coaches ( Phase-I & Phase-II)	2017/05	2023/12		GoSL	3,732	3,148.3	90.0	83.5	0.0	12		2
197	Greater Colombo Urban Transport Development Project (3K Project)	2009/09	2015/05	2023/12	GoSL	3,174	2,976.5	100.0	96.9	7.9	12		1
198	Bus (Service) Modernization & Sahasara Project	2018/07	2023/07		GoSL	26,860	248.8	79.7	9.4	0.3	7		9
199	Kurunegala Habarana New Railway Development Project via Dambulla (Consider only land Acquisitions)	2016/09	2023/12		GoSL	7,500	806.0	84.2	70.0	1.1	12		9
200	Procurement of 500 Buses for Sri Lanka Transport Board	2019/01	2020/12	2023/06	India	5,828	403.8	56.0	55.0	14.4	6		1
<b>Ministry of Urban Development &amp; Housing</b>													
201	Metro Colombo Urban Development Project	2012/07	2017/12	2021/12	World Bank	40,129	42,673.8	100.0	99.6				1
202	Development of Strategic Cities (Kandy & Galle)	2014/07	2019/12	2021/12	World Bank	19,380	15,740.8	100.0	100.0				1
203	Development of Strategic Cities (Anuradhapura)	2016/12	2021/12	2023/09	AFD	10,125	1,844.9	28.8	13.2	1.5	9		6
204	Urban Regeneration Programme	2012/04	2019/12	2023/07	GoSL	58,169	55,808.0	99.2	98.8	0.3	7		2
205	Development of Strategic Cities - Jaffna	2016/10	2021/12		World Bank	6,460	4,905.6	100.0	96.0				1
206	Anuradhapura Township Development Project - Lolugaswewa	2016/01	2019/12	2020/12	GoSL	1,450	13.5	100.0	15.0	0.0	-24		2



**Status of Mega Scale Development Projects as at 31st December 2022**

	<b>Project Name</b>	<b>Commencement Date</b>	<b>Original Completion Date</b>	<b>Extended Completion Date</b>	<b>Main Source of Finacing</b>	<b>Total Estimated Cost (Rs.Mn.)</b>	<b>Cumulative Expenditure (Rs. Mn.)</b>	<b>Cumulative Physical Target (%)</b>	<b>Cumulative Physical Progress (%)</b>	<b>Progress During the Quarter (%)</b>	<b>Remaning Period (in Months)</b>	<b>Status</b>	<b>Decision of RAMP Committee *</b>
207	Support to Colombo Urban Regeneration Project	2019/07	2025/06		AIIB	52,572	11,504.2	53.1	34.8	8.1	30		8
208	Construction of 2,000 Housing units under the Chinese Aid Programme for the Low income people	2022/01	2025/06		China	18,213	-	16.0	6.0	1.0	30		2
209	Development of Urban Houses	2022/02	2025/05		GoSL	6,804	-	25.0	3.0	0.0	29		5
210	Metro Colombo Solid Waste Management Project	2017/01	2020/12	2022/12	GoSL	24,093	21,045.0	100.0	90.0	0.0	0		2
211	Beira Lake Rehabilitation and Redevelopment Project	2018/01	2021/12		GoSL	2,920	1,896.4	100.0	82.0	1.5			1
212	Reconstruction of Jaffna Town Hall	2019/07	2023/12		GoSL	2,350	1,174.8	100.0	76.0	0.0	12		2
213	Improvement of Road Infrastructure in the Homagama Region (Tech City Development)	2018/08	2020/06	2021/11	GoSL	1,275	967.1	100.0	53.0	0.0			7
214	100 Cities Development Programme (Siyak Nagara Programme)	2021/01	2024/12		GoSL	2,000	2,871.0	100.0	98.0	3.0			1
215	Weras Ganga Storm Water Drainage & Environment Improvement Project	2013/10	2019/12	2020/12	GoSL	11,050	10,241.1	100.0	100.0	0.0			1
216	Oliyamulla Storm Water Drainage and Environment Improvement Project	2017/01	2021/12		GoSL	3,000	2,002.9	100.0	68.3	0.8	-12		6
217	Kolonnawa Storm Water Drainage and Environment Improvement Project	2018/07	2022/12		GoSL	8,300	544.3	100.0	7.6	0.2	0		6
218	Housing Programme for Conflict Affected Families in Northern and Eastern Provinces	2021/01	2025/12		GoSL	29,702	4,707.9	25.0	10.0	0.0	36		2
219	Indian Grant Assisted Housing Programme	2016/01	2020/12	2022/01	India	4,977	4,898.3	100.0	96.0	0.0	-11		1

**Status of Mega Scale Development Projects as at 31st December 2022**

	Project Name	Commencement Date	Original Completion Date	Extended Completion Date	Main Source of Finacing	Total Estimated Cost (Rs.Mn.)	Cumulative Expenditure (Rs. Mn.)	Cumulative Physical Target (%)	Cumulative Physical Progress (%)	Progress During the Quarter (%)	Remaning Period (in Months)	Status	Decision of RAMP Committee *
	<b>Ministry of Water Supply</b>												
220	Greater Colombo Water and Wastewater Management Improvement Investment Programme	2013/06	2017/06	2022/10	ADB	28,477	32,073.5	100.0	95.0	5.0	0		1
221	Ambatale Water Supply Systems Improvement & Energy Saving Project	2016/06	2019/06	2023/06	AFD	13,000	9,199.3	100.0	70.1	1.8	6		1
222	Anuradhapura North Water Supply Project Phase 1	2013/03	2018/02	2022/08	JICA	11,515	8,438.0	100.0	98.6	0.7			1
223	Jaffna Kilinochchi Water Supply & Sanitation Project	2011/02	2017/08	2023/12	ADB	35,881	17,757.1	84.5	71.4	2.5	12		1
224	Gampaha, Attanagalla & Minuwangoda Intergrated Water supply Scheme	2017/02	2020/02	2023/12	China	33,060	39,102.6	97.8	85.4	0.8	12		1
225	Anamaduwa Integrated Water Supply Project	2017/02	2020/05	2022/09	Spain	8,625	5,975.9	100.0	75.0	0.0	-3		7
226	Greater Matale Water Supply Project	2017/04	2020/04	2022/02	France	31,453	33,681.5	100.0	99.5				1
227	Polgahawela, Pothuhera & Alawwa IWSP	2017/07	2020/06	2023/04	India	20,208	18,127.2	94.3	94.0	0.3	4		7
228	Aluthgama Mathugama Agalawatta Integrated Water Supply Project	2017/05	2020/05	2023/03	India	32,278	31,467.7	98.3	94.1	0.3	3		7
229	Thambuttegama Water Supply Project	2018/07	2021/06	2022/12	China	16,166	21,683.3	100.0	86.1	0.0	0		1
230	Matara Stage iv Water Supply Project	2017/10	2020/10	2022/09	Local Bank	18,208	11,013.8	100.0	92.9	0.3	-3		1
231	Kandy City Wastewater Management Project	2010/07	2018/12	2022/09	JICA	22,588	20,093.7	100.0	93.1	0.5	-3		1
232	Sanitation and Hygiene Initiative for Towns (SHIFT) Project	2016/06	2022/06		AFD	17,665	1,492.8	42.0	11.4	1.1	-6		4

## Status of Mega Scale Development Projects as at 31st December 2022

	Project Name	Commencement Date	Original Completion Date	Extended Completion Date	Main Source of Finacing	Total Estimated Cost (Rs.Mn.)	Cumulative Expenditure (Rs. Mn.)	Cumulative Physical Target (%)	Cumulative Physical Progress (%)	Progress During the Quarter (%)	Remaning Period (in Months)	Status	Decision of RAMP Committee *
233	Phase 2-Stage 1 of Ratmalana/Moratuwa Wastewater Disposal Project	2016/07	2025/12		AFD	16,073	1,643.4	20.0	10.0	2.1	36		6
234	Water Supply and Sanitation Improvement Project	2015/12	2020/12	2023/12	World Bank	35,450	26,963.2	85.0	82.0	2.0	12		8
235	Kandy North Pathadumbara Integrated WSP	2019/08	2022/08	2022/12	China	51,324	29,845.0	100.0	85.0	2.0	0		1
236	China Sri Lanka Research Grant Project (CSLGRP)	2016/11	2020/12	2022/12	China	2,830	972.3	99.7	98.4	0.0	0		1
237	Replacing of Transmission & Distribution Mains from Orugodawatta to Kaduwela	2018/09	2020/09	2023/03	Austria	10,793	9,224.9	91.0	90.0	0.6	3		1
238	Hemmathagama WSP	2018/12	2022/03	2023/07	Netherlands	17,422	18,339.4	84.0	83.0	2.8	7		1
239	Anuradhapura North Water Supply Project Phase II	2018/05	2024/06		JICA	31,598	401.4	22.0	13.1	0.0	18		5
240	Kalu Ganga water supply Expantion Project 1	2018/05	2024/12		JICA	55,338	851.1	10.0	6.9	1.0	24		5
241	Ruwanwella Water Supply Project	2019/12	2022/03	2022/12	Korea	6,291	1,210.1	100.0	44.8	2.0	0		6
242	Local Bank Funded Projects - 22 Water Supply project	2014/07	2018/12	2021/12	Local Bank	3,449	2,651.0	100.0	98.8				1
243	Laggala New Town Water Supply Project	2016/07	2018/07	2022/10	Local Bank	4,496	2,985.0	100.0	75.0	0.2	-2		1
244	Towns East Water Supply Project (Package-2)	2016/08	2018/08	2022/08	Local Bank	4,823	2,895.0	100.0	94.1				1
245	Wilgamuwa Wsp	2016/08	2018/07	2022/10	Local Bank	3,580	1,718.7	100.0	71.9	0.0	-2		8
246	Greater Rathnapura Water Supply Project-Distribution	2018/12	2020/06	2022/06	Local Bank	1,530	600.0	100.0	71.5	0.0	-6		5

## Status of Mega Scale Development Projects as at 31st December 2022

	Project Name	Commencement Date	Original Completion Date	Extended Completion Date	Main Source of Finacing	Total Estimated Cost (Rs.Mn.)	Cumulative Expenditure (Rs. Mn.)	Cumulative Physical Target (%)	Cumulative Physical Progress (%)	Progress During the Quarter (%)	Remaning Period (in Months)	Status	Decision of RAMP Committee *
247	Augmentation of Thissawewa WTP	2021/03	2023/07	2023/12	GoSL	2,720	195.7	20.0	20.9	0.0			5
248	Medirigiriya WTP Phase 2	2021/01	2023/01	2024/02	GoSL	3,286	87.7	36.0	28.5	0.0			5
249	Capacity Improvement and Distribution Expansion Project of Lunugamwehera WSS	2021/01	2022/12	2024/06	GoSL	1,303	91.2	25.1	19.4	0.0			5
250	Laying of Pipes Along Infilling Areas of Towns East of Colombo District WSP Phase 1 & 2	2020/10	2022/12		GoSL	1,393	335.1	99.0	92.5				1
251	Water supply to Kurunegala, Kundasale, Kandy east area	2021/01	2024/12		GoSL	21,765	9.5	2.0	1.3	0.0			5
252	Lunugamwera IWSP	2021/03	2024/08		GoSL	19,942	100.8	8.8	0.0	0.0			5
253	Hasalaka WSP	2021/01	2023/03	2023/12	GoSL	6,974	6.6	2.0	2.0	0.0			5
254	Kothmale riverside water supply project	2021/01	2023/03	2024/06	GoSL	2,636	3.0	3.5	3.5	0.0			5
255	Mirigama Water Supply Project	2021/04	2024/04	2024/12	GoSL	25,232	77.3	5.0	4.3	0.0			5
256	Nanu-Oya Water Supply Project	2022/03	2024/12		GoSL	2,789	0.2		0.5	0.0			5
<b>Ministry of Wildlife and Forest Conservation</b>													
257	Eco-system Conservation and Management Project (ESCAMP)	2017/01	2021/06	2023/05	World Bank	6,475	5,770.4	95.0	93.0	3.0	5		8
258	Development of Dehiwala Zoological Garden	2010/10	2017/12	2020/12	GoSL	2,200	1,234.1	100.0	75.5	0.0			1
259	Development of Pinnawala Zoo	2008/06	2019/12	2020/12	GoSL	2,200	1,324.1	100.0	63.5	0.0			1

**Status of Mega Scale Development Projects as at 31st December 2022**

	Project Name	Commencement Date	Original Completion Date	Extended Completion Date	Main Source of Finacing	Total Estimated Cost (Rs.Mn.)	Cumulative Expenditure (Rs. Mn.)	Cumulative Physical Target (%)	Cumulative Physical Progress (%)	Progress During the Quarter (%)	Remaning Period (in Months)	Status	Decision of RAMP Committee *
<b>Ministry of Women, Child Affairs and Social Empowerment</b>													
260	Early Childhood Development Project	2016/01	2020/04	2023/05	World Bank	7,500	6,154.0	100.0	93.0	2.0	5		1
261	Construction of a Building Complex Seeduwa (National Institute of Social Development)	2017/01	2021/06	2022/04	GoSL	1,000	830.5	100.0	97.2	0.1	-8		1

\* **Note:**

- 1 To be fully completed during the years of 2022/2023.
- 2 All activities should be carried out as planned.
- 3 Activities at last stage should be fully completed and other activities should be suspended.
- 4 To be implemented slowly as the foreign funding has been temporary suspended.
- 5 To be suspended on the basis of recommencing the projects once the economy recovers as their implementation is at the initial stage.
- 6 Partially done activities which could hinder the public should be completed with low cost methods and all remaining activities should be stopped.
- 7 To be reported to the committee again with the relevant information by consultation with third parties.
- 8 Restructured scope should be submitted to the committee
- 9 All project activities should be completely stopped.